



FEDERAL ROAD SAFETY CORPS NATIONAL HEADQUARTERS, ABUJA

FRSC STATISTICAL DIGEST

1st Quarter 2021



Publisher

Dr. Boboye Oyeyemi, MFR, mni, NPoM

Editorial Board

Editor-in-Chief

DCM Victor C. Nwokolo, fdc

Editor

CC BM Tunau (CC Statistics)

Asst. Editor/Graphics

RC M Umar (PRS)

Secretary

DRC SO Egbujiobi (CS)

Members

DCC A Oki (MVA)

SRC SO Olasupo (AHR)

SRC O Oguike (CLA)

RC U Nwanro (OPS)

RC OB Adeyemi (CMRS)

RC IA Alkali (F&A)

RC S Ogiri (CPEO)

RC IO Hassan (SERVICOM)

RC MB Zaki (TRG)

RC C Agbo (COSEN)

RC E Ogbole (CTSO)

RC S Muhammad (CPRO)

DRC IO Adesegun (CP)

ARC I Obade (PRS)



Editor's Suite

Advances in Road Safety Planning

The concept of Healthy transport embraces many diverse areas, spanning from road safety, and traffic security, to environmental sustainability as well as human behaviour. Traffic Safety has been internationally recognized as a primary strategic goal in many societies (Najaf et al., 2017; Pauer, 2017). Traffic safety concept is not limited to the reduction of road accidents. Traffic safety should be considered as a national issue as it is strongly related to all aspects of life and has a close link with the protection and sustenance of the natural environment (Pawłowski et al., 2019). Increasing traffic safety is an important political and social goal. Road safety comprises the three pillars of "Engineering, Enforcement, and Education." Both public health and road safety teams have access to data and evidence. Sharing this can improve the effectiveness of actions and set evidence-based objectives.

Joint evaluations can identify whether activities are having an impact across a broad range of health issues. Promoting healthy and sustainable transport options prevents the negative effects of current transport patterns on human health, such as those caused by air pollution and physical inactivity. Cooperation among sectors and high-level political commitment are crucial to ensure that health issues are considered when transport policies are made (World Health Organization, 2020).

Research conducted in many developed countries has confirmed that the number of fatalities and serious injuries resulting from road accidents could be reduced by applying an integrated approach to road safety, such activities should be carried out within all facets of the road safety system, including transport, health care, supervision, law, and spatial planning. After evaluating the effectiveness of actions aimed at improving road safety, it was concluded that many strategies and programs undertaken around the world contributed to the reduction of accidents and their consequences. In order to improve road safety and reduce the severity of injuries resulting from accidents, it is necessary to recognize the seriousness of road accidents as an urgent issue

This requires cooperation among politicians, experts and practitioners from research and university centres dealing with road safety, road administration, emergency services, police and the media. An essential tool for the effective prevention of injuries resulting from road accidents is the adoption of a systemic approach, which includes the following elements: problem identification, formulation of goals, preparation of programs and strategies, and monitoring the efficiency of the activities carried out.

DCM Victor C. Nwokolo, fdc
Deputy Corps Marshal/Head

Policy , Research and Statistics, Department



TABLE OF CONTENTS

SN	Departments	Abbreviation	Page
1	Operations	OPS	5
2	Administraction And Human Resources	AHR	7
3	Finance And Accounts	F&A	9
4	Motor Vehicle Administration	MVA	12
5	Corps Legal Office	CLO	15
6	Corps Medical And Rescue Services	CMRS	16
7	Corps Public Education Office	CPEO	20
8	Corps Transport Standardization Office	CTSO	22
9	Corps Secretary	CS	25
10	Corps Provost	CP	36
11	SERVICOM		27
12	Policy Research and Statistics	PRS	28
13	Special Duties and External Relations	SDER	36
14	Training	TRG	39
15	Technical Services Department	TSD	42
16	Corps Safety Engineering	COSEN	43

Table 1: Distribution Of FRSC Commands

S/N	ZONE	ZONAL CMDS	SECTOR CMDS	UNIT CMDS	OUTPOSTS	TOTAL FORMATIONS
1	RSHQ	-	-	1	1	2
2	RS1, Kaduna	1	4	27	9	41
2	RS2, Lagos	1	2	22	10	35
3	RS3, Yola	1	3	11	0	15
4	RS4, Jos	1	3	19	2	25
5	RS5, Benin	1	3	22	6	32
6	RS6, P/Harcourt	1	4	14	2	31
7	RS7, Gwarinpha	1	2	20	12	35
8	RS8, Ilorin	1	3	21	4	29
9	RS9, Enugu	1	4	17	1	23
10	RS10, Sokoto	1	3	10	2	16
11	RS11, Osogbo	1	3	21	3	28
12	RS12, Bauchi	1	3	13	0	17
	TOTAL	12	37	218	52	329

Table 2: Total War on Critical offences

S/N	ZONE	TOTAL ARREST	PERCENTAGE (%)
1	RS1, Kaduna	8399	10
2	RS2, Lagos	8570	10
3	RS3, Yola	2452	3
4	RS4, Jos	6103	7
5	RS5, Benin	5253	6
6	RS6, P/Harcourt	4392	5
7	RS7, Gwagwalada	8046	10
8	RS8, Ilorin	4896	6
9	RS9, Enugu	3245	4
10	RS10, Sokoto	2148	3
11	RS11, Osogbo	8266	10
12	RS12, Bauchi	3947	5
	TOTAL	84521	100

Chart 1: Chart Illustrating War on Critical Offences

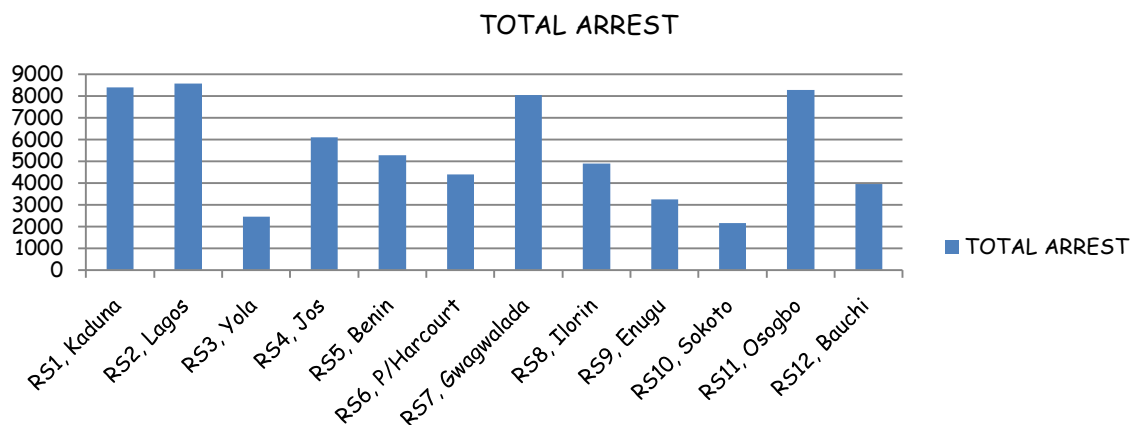
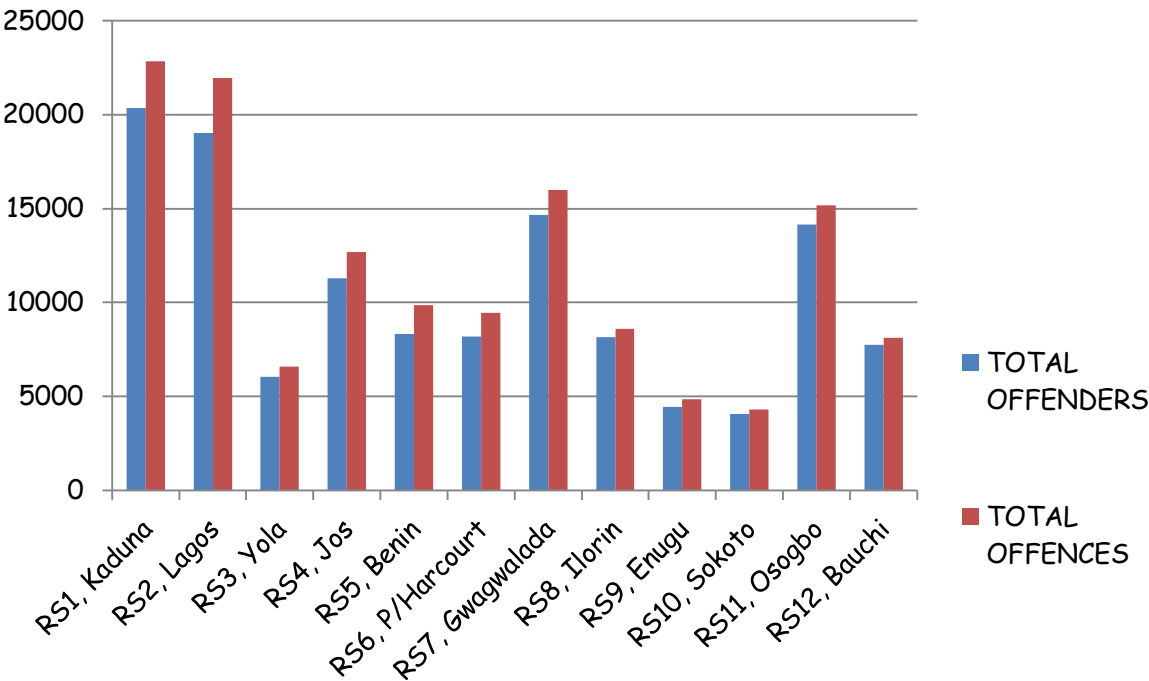


Table 3: SUMMARY OF OFFENDERS/OFFENCES

S/N	ZONE	TOTAL OFFENDERS	%	TOTAL OFFENCES	%
1.	RS1, Kaduna	20348	16	22839	16
2.	RS2, Lagos	19020	15	21951	16
3.	RS3, Yola	6036	5	6573	5
4.	RS4, Jos	11284	9	12680	9
5.	RS5, Benin	8313	7	9870	7
6.	RS6, P/Harcourt	8188	6	9455	7
7.	RS7, Gwarimpa	14654	12	16010	11
8.	RS8, Ilorin	8150	6	8615	6
9.	RS9, Enugu	4440	4	4840	3
10.	RS10, Sokoto	4049	3	4306	3
11.	RS11, Osogbo	14169	11	15167	11
12.	RS12, Bauchi	7740	6	8119	6
TOTAL		126391	100	140425	100

Chart 2: Chart Illustrating Offenders/Offences





Admin and Human Resources

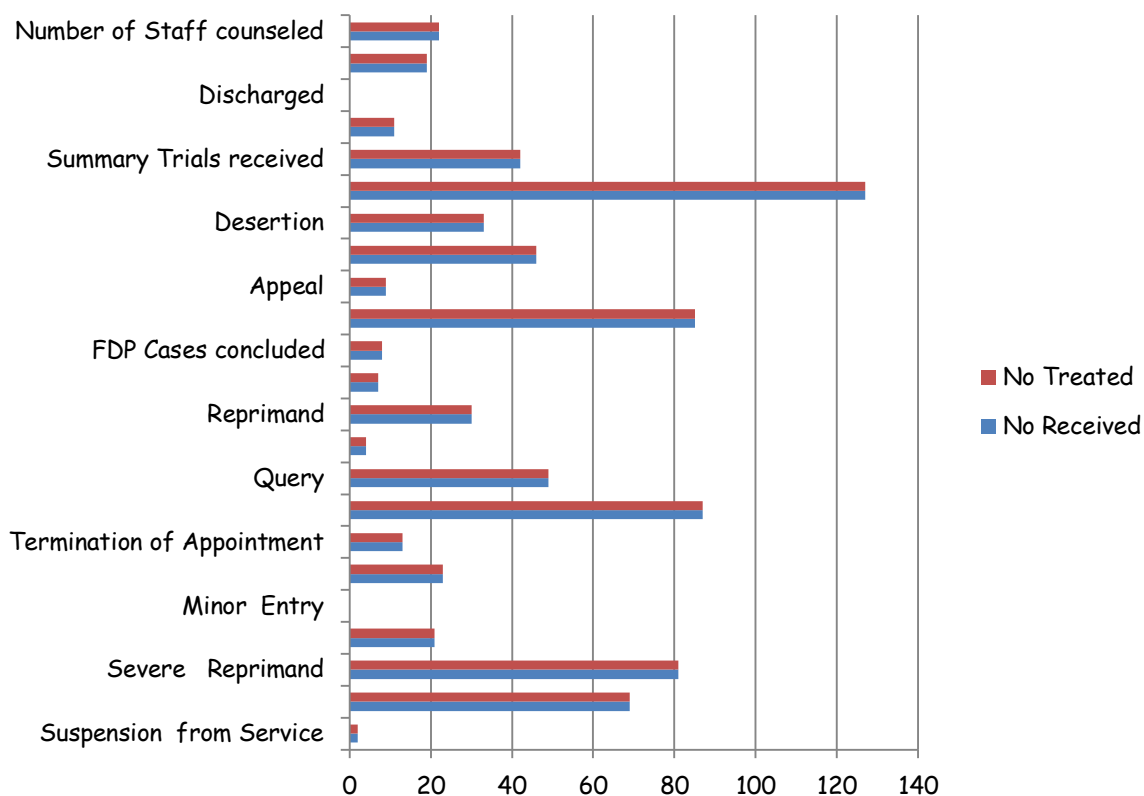
Table 4: General Admin Activities

S/N	Activity/Programme	No Received	No Treated	No Outstanding
a.	Application for Maternity leave.	72	72	0
b.	Application for Permission to get Married	47	47	0
c.	Application for Change of Name	30	30	0
d.	Application for Annual Leave	57	57	0
e.	Application for Pass	28	28	0
f.	Notifications of Death	22	22	0
g.	Publications received	0	0	0
h.	Total Incoming Mails	2845	2845	0
i.	Total Outgoing Mails	2810	2810	0
j.	NHF Passbook Update	128	128	0
k.	Request for NHF refunds	88	88	0
l.	Payment of NHF to Retirees/Deceased	199	199	0
m.	NHF Passbook Replacement	41	41	0
n.	NHF Registration Forms	4	4	0
o.	Two thousand, seven hundred and fifty-two (2752) mails were received from various Departments and Corps Offices.	Two thousand, seven hundred and fifty-two (2752) mails were dispatched to Departments & Corps Offices.	Treated	0
p.	Three thousand, four hundred and eighty-nine (3489) mails were received from Field Commands.	Three thousand, four hundred and eighty-nine (3489) mails were dispatched to Field Commands.	Treated	0
r.	Application for IT	3	3	0
s.	Total number of Corps Members	23	23	0
t.	Total number of IT Students	4	4	0

Table 5: Disciplinary Cases Treated

S/N	Activities/ Punishments	No Received	No Treated	No Outstanding
a.	Suspension from Service	2	2	0
b.	Major Entry	69	69	0
c.	Severe Reprimand	81	81	0
d.	Warning Letter	21	21	0
e.	Minor Entry	0	0	0
f.	Dismissal	23	23	0
g.	Termination of Appointment	13	13	0
h.	FDP reviewed to CM	87	87	0
i.	Query	49	49	0
j.	Reduction in Rank	4	4	0
k.	Reprimand	30	30	0
l.	Loss of Seniority	7	7	0
m.	FDP Cases concluded	8	8	0
n.	Discharge and Acquittal	85	85	0
o.	Appeal	9	9	0
p.	Interdiction	46	46	0
q.	Desertion	33	33	0
r.	FDP Cases received from CMD	127	127	0
s.	Summary Trials received	42	42	0
t.	Reinstatement	11	11	0
u.	Discharged	0	0	0
v.	Number of FDP Sitting	19	19	0
w.	Number of Staff counseled	22	22	0
	TOTAL	785	785	0

Chart 3: Chart Illustrating Disciplinary Cases Treated





Finance and Accounts Department

Table 6: Incoming Requests For Variation Of Staff Salaries (Officers)

INCOMING REQUESTS FOR VARIATION OF STAFF SALARIES (Officers)	NO. RECEIVED	NO. TREATED	ON-GOING
1 st Quarter 2021	75	75	0

Chart 4: Chart Illustrating Requests For Variation Of Staff Salaries (Officers)

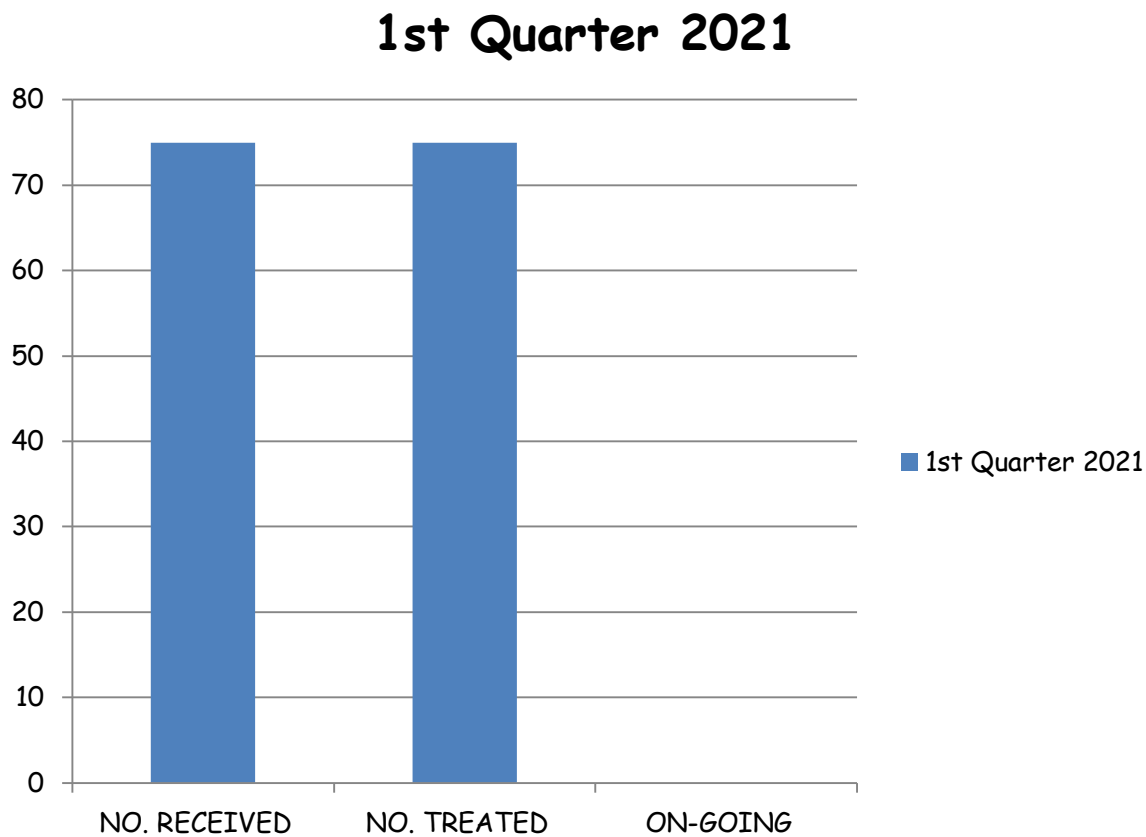


Table 7: Incoming Requests For Variation Of Staff Salaries (Marshals)



INCOMING REQUESTS FOR VARIATION OF STAFF SALARIES (Marshals)	NO. RECEIVED	NO. TREATED	ON-GOING
1 st Quarter 2021	272	272	0

Chart 5: Incoming Requests For Variation Of Staff Salaries (Marshals)

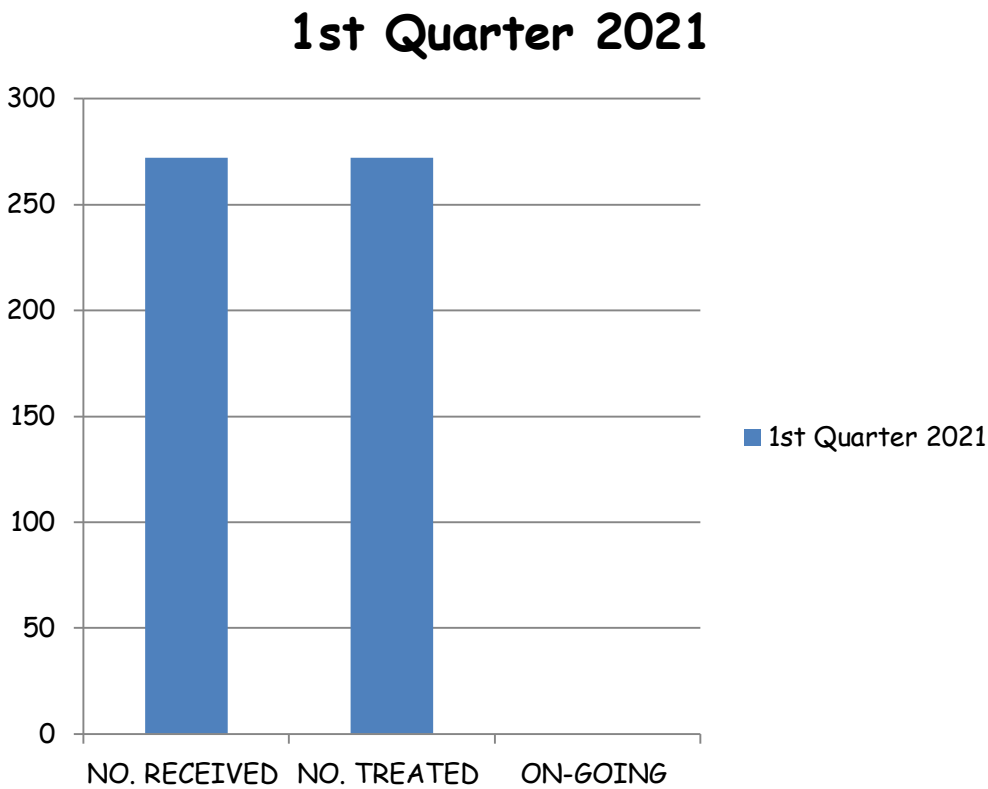
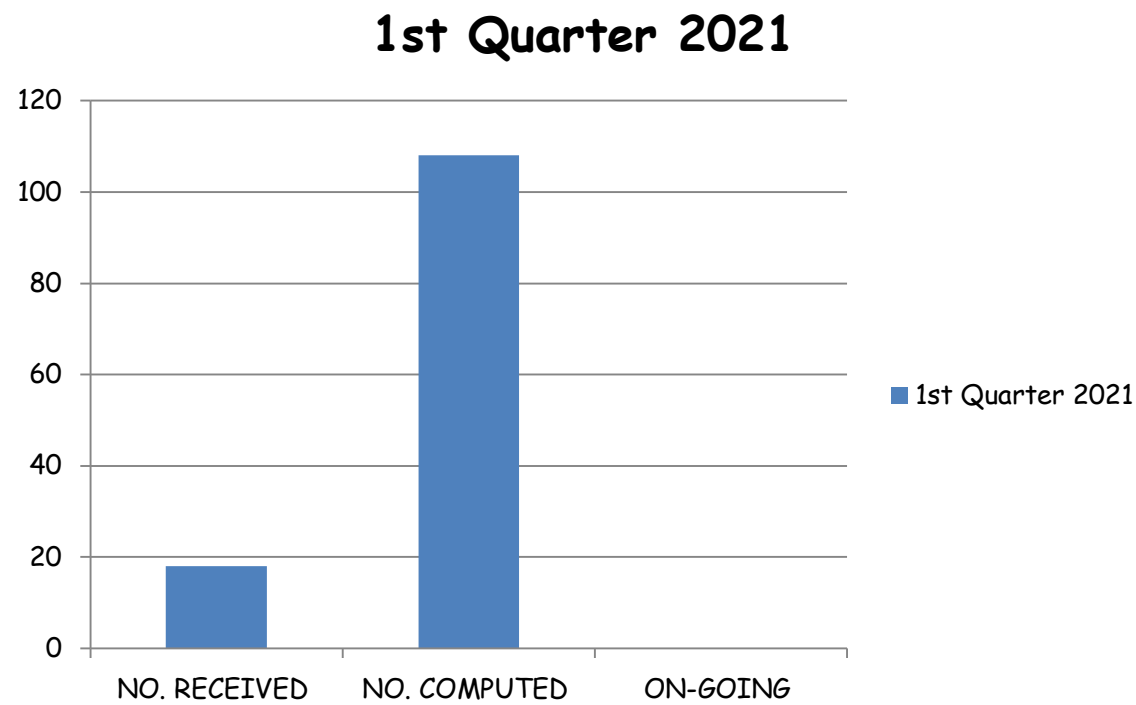




Table 8: Summary of Transfer Allowances Activities

TRANSFER ALLOWANCE COMPUTATION	NO. RECEIVED	NO. COMPUTED	ON-GOING
1 st Quarter 2021	18	108	0

Chart 6: Summary of Transfer Allowances Activities





Motor Vehicle Administration

Table 9: Table Showing National Drivers License (NDL) Production.

PARAMETERS	Jan. 2021	Feb. 2022	Mar. 2021	Total
Applicants Records Investigated	40,697	75,683	91,640	208,020
On BI queue	0	0	2,939	2,939
Permanent License Printed	41,639	74,221	89,368	205,228
Data on Print Queue	0	0	0	0
Temporary Documents issued to DLCs	36,000	46,500	52,250	134,750
Permanent License Indexed/Processed	40,612	72,309	88,916	201,837
NDL Dispatched to SBIRs	38,349	76,910	86,972	202,231
MCDL Dispatched to SBIRs	531	931	470	1,932
NDL Temporary License issued to Applicants	24,610	48,222	61,967	134,799
MCDL Temporary License issued to Applicants	4774	869	906	6,549
NDL Collected by Applicants	66,129	44,926	68,524	179,579
MCDL Collected by Applicants	388	276	256	920
Number of NDL Enquiry received	878	900	1,087	2,865
Number of NDL Enquiry resolved	671	655	742	2,068
DLC Hardware complains resolved	207	71	165	443
MV Plate Produced	12,432	40,012	46,405	98,849
MC Plate Produced	16,215	31,593	21,099	68,907
Number Plate Production	28,647	70,605	67,504	166,756



Chart 7: National Driver License production

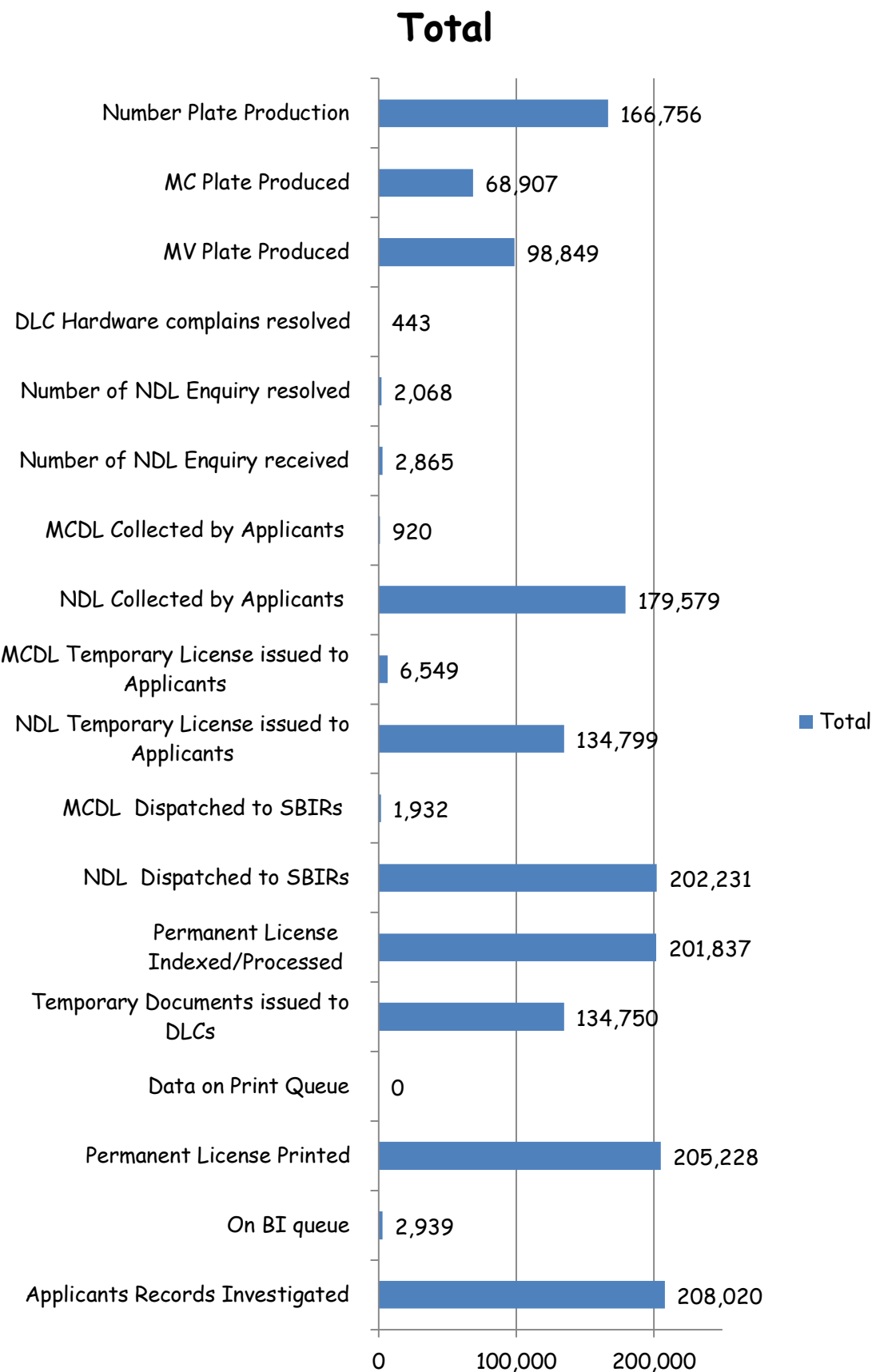


Table 10: Table Showing National Drivers License (NDL) Production By State

DRIVER'S LICENCES PROCESSED PER STATE 1ST QUARTER, 2021										
S/N	STATE	Jan. 2021		Feb. 2021		Mar. 2021		Total		TOTAL
		NDL	MCDL	NDL	MCDL	NDL	MCDL	NDL	MCDL	
1	ABIA	164	2	1,712	7	575	1	2,451	10	2,461
2	ADAMAWA	297	20	377	16	436	40	1,110	76	1,186
3	AKWA-IBOM	349	10	599	5	793	8	1,741	23	1,764
4	ANAMBRA	854	5	1,258	0	1,732	1	3,844	6	3,850
5	BAUCHI	266	16	583	122	742	82	1,591	220	1,811
6	BAYELSA	240	80	387	314	334	312	961	706	1,667
7	BENUE	321	1	581	1	646	1	1,548	3	1,551
8	BORNO	414	71	265	46	239	16	918	133	1,051
9	CROSS RIVER	351	1	719	2	666	0	1,736	3	1,739
10	DELTA	1,435	32	2,517	31	3,116	66	7,068	129	7,197
11	EBONYI	129	2	291	2	311	3	731	7	738
12	EDO	1,111	2	1,760	15	2,420	26	5,291	43	5,334
13	EKITI	67	1	177	0	384	0	628	1	629
14	ENUGU	875	2	885	8	2,573	10	4,333	20	4,353
15	FCT	2,636	3	4,931	8	5,993	14	13,560	25	13,585
16	GOMBE	185	4	108	1	66	6	359	11	370
17	IMO	481	0	937	0	1,476	0	2,894	0	2,894
18	JIGAWA	111	0	240	2	296	3	647	5	652
19	KADUNA	903	135	1,631	144	2,330	166	4,864	445	5,309
20	KANO	575	0	1,479	5	2,135	8	4,189	13	4,202
21	KATSINA	239	3	396	12	339	3	974	18	992
22	KEBBI	116	3	174	1	221	1	511	5	516
23	KOGI	254	3	413	5	602	7	1,269	15	1,284
24	KWARA	443	3	842	1	1,054	0	2,339	4	2,343
25	LAGOS	4,731	0	11,574	0	15,454	1	31,759	1	31,760
26	NASARAWA	384	1	861	1	1,255	3	2,500	5	2,505
27	NIGER	279	0	522	0	701	0	1,502	0	1,502
28	OGUN	1,827	3	4,099	9	5,013	12	10,939	24	10,963
29	ONDO	400	1	486	4	1,068	3	1,954	8	1,962
30	OSUN	630	7	977	17	1,272	12	2,879	36	2,915
31	OYO	1,535	37	2,458	75	2,999	72	6,992	184	7,176
32	PLATEAU	409	3	950	6	1,230	13	2,589	22	2,611
33	RIVERS	1,174	1	2,268	2	2,812	9	6,254	12	6,266
34	SOKOTO	117	1	415	4	295	3	827	8	835
35	TARABA	77	5	79	3	62	2	218	10	228
36	YOBE	165	16	115	0	107	1	387	17	404
37	ZAMFARA	66	0	156	0	220	1	442	1	443
TOTAL		24,610	474	48,222	869	61,967	906	134,799	2,249	137,048



Corps Legal Office

Table 11: Summary of Activities

S/N	SUBJECT MATTER	1 st Quarter
a.	Number of Mobile Court sessions conducted within the quarter	3
b.	Number of Offenders Prosecuted Number of Offenders convicted Number of Offenders Acquitted	177 157 20
c.	Number of Civil cases pending in regular Courts	177 Civil
d.	Number of cases won/ lost in regular courts	3 Civil cases won 3 Civil case lost 1 Criminal case won 1 Criminal case lost
e.	Number of Criminal cases prosecuted by the Corps	60
f.	Number of Civil cases on Appeal	27
	Number of cases settled via ADR	0
g.	Number of Commands that conducted auction in the quarter under review.	2
h.	Number of MOUs, Tenancy Agreements and other Consultancy agreements prepared and executed.	65 Prepared 24 Executed
i.	Number Of Disciplinary cases reviewed for the quarter.	90

Corps Medical and Rescue Office

Table 12: Patients Attended to by FRSC Hospitals and Roadside Clinics Nationwide

S/N	COMMAND	RTC Cases	Medical Cases
1	RS1.16 KAKAU	39	65
2	RS1.17/BYERO	46	25
3	RS1.25 CHIROMAWA	77	132
4	RS1.33 KOZA	34	101
5	RS1.34 MALUNFASHI	39	103
6	RS2.2 ITORI	9	115
7	RS2.25 SGM	15	70
8	RS3.13 GIREI	66	79
9	RS4.13 H/KIBO	59	84
10	RS4.23 K/ALA	18	148
11	RS4.24 ALIADE	0	225
12	RS4.3 SHABU	8	41
13	RS5.12OLUKU	4	137
14	RS5.23 I/UKU	18	47
15	RS5.33 NTEJE	15	120
16	RS6.14 BORI	9	119
17	RS7.12 ABAJI	10	96
18	RS7.21 MOKWA	0	119
19	RS8.11 B/SAADU	4	88
20	RS8.12 OMU ARAN	2	120
21	RS8.15 OLOORU	125	123
22	RS8.34 ZARIAGI	16	72
23	RS9.12 9TH MILE	8	118
24	RS9.32 KM 78 ABA	0	125
25	RS10.31 T. MAFARA	28	42
26	RS11.12 ILESHA	19	109
27	RS11.13 I/IJESHA	18	75
28	RS12.13 ALKALERI	7	163
	Total	693	65



Chart 7: RTC Cases and Medical Cases Chart illustrating Summary of Patients Attended to

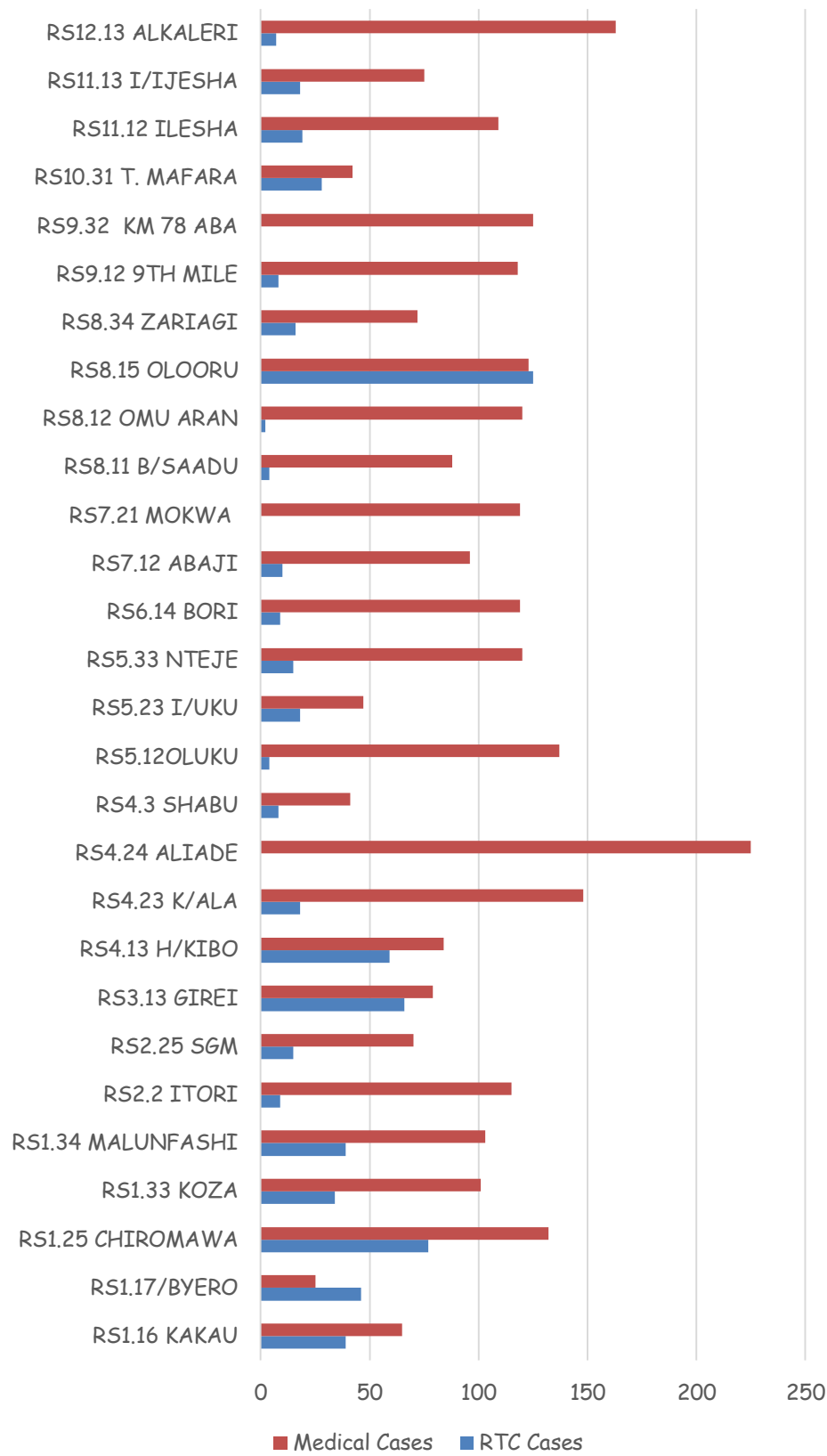



Table 13: Reported RTC Cases


ZEBRA UNITS	RTC	Killed	Injured	People Involved
Zebra 1	7	1	6	19
Zebra 2	43	6	54	168
Zebra 3	46	6	51	118
Zebra 4	37	3	50	134
Zebra 5	64	12	136	306
Zebra 6	59	17	164	358
Zebra 7	17	7	48	103
Zebra 8	29	11	79	188
Zebra 9	41	11	90	345
Zebra 10	2	0	5	15
Zebra 11	11	6	37	58
Zebra 12	45	11	54	176
Zebra 13	20	13	75	198
Zebra 14	24	13	66	160
Zebra 15	30	35	184	307
Zebra 16	26	5	109	228
Zebra 17	8	9	35	64
Zebra 18	10	8	23	44
Zebra 19	8	14	33	64
Zebra 20	25	7	67	162
Zebra 21	16	7	39	96
Zebra 22	27	13	107	174
Zebra 23	19	16	48	132
Zebra 24	21	1	77	112
Zebra 25	49	7	72	194
Zebra 26	10	11	39	68
Zebra 27	29	26	128	284
Zebra 28	15	4	30	78
Zebra 29	5	0	11	39
Zebra 30	15	9	73	102
Zebra 31	9	1	7	44
Zebra 32	0	0	0	0
Zebra 33	0	0	0	0
Zebra 34	44	7	104	245
Zebra 35	18	4	61	95
Zebra 36	35	24	152	322
Zebra 37	23	4	35	168
Zebra 38	45	10	31	158
Zebra 39	0	0	0	0
Zebra 40	10	2	18	30
Zebra 41	25	10	113	155
Zebra 42	23	1	58	108
Zebra 43	36	10	80	291
Zebra 44	13	3	14	48
Zebra 45	21	24	170	222
Zebra 46	10	0	36	45
Zebra 47	17	5	16	52
Zebra 48	14	13	53	88
Zebra 49	4	6	9	20
Zebra 50	0	0	0	0
Zebra 51	16	7	30	102
Total	1121	420	2977	6687

Table 14: Emergency Ambulance Service Scheme (EASS) Zebra 1-43)
Zebra Locations

S/N	ZEBRA	ZEBRA LOCATION	CUG NUMBER
1	ZEBRA 1	OLD PARADE GROUND AREA 10 GARKI, ABUJA	08077690898
2	ZEBRA 2	CBD OPPOSITE FEDERAL SECRETARIAT, ABUJA.	08077690897
3	ZEBRA 3	CITY GATE, ABUJA.	08077690896
4	ZEBRA 4	KUBWA ROAD, ABUJA.	08077690899
5	ZEBRA 5	KEFFI BY FLY OVER, NASSARAWA STATE.	08077690126
6	ZEBRA 6	YANGOJE, ALONG LOKOJA ROAD, FCT.	08073374912
7	ZEBRA 7	SABON WUSE, ALONG KADUNA ROAD NIGER STATE.	08056294319
8	ZEBRA 8	GIRI JUNCTION ALONG GWAGWALADA ZUBA ROAD ABUJA.	08151790087
9	ZEBRA 9	KOTON KARFE KOGI STATE.	08151790088
10	ZEBRA 10	BARDE JUNCTION ALONG JOS ROAD KADUNA STATE.	08151790089
11	ZEBRA 11	MARARABAN JAMA'A ROUND ABOUT, JOS.	08151790090
12	ZEBRA 12	KUGBO, NYANYA ROAD BY KARU FLY OVER, ABUJA.	08151790091
13	ZEBRA 13	GEGU, KOGI STATE.	08150654679
14	ZEBRA 14	AIRPORT JUNCTION ALONG BAUCHI GOMBE ROAD, GOMBE STATE.	08150654680
15	ZEBRA 15	KATARI, KADUNA STATE.	08150654681
16	ZEBRA 16	ABAJI, FCT.	08150654682
17	ZEBRA 17	KUDU, NIGER STATE.	08150654683
18	ZEBRA 18	OWAN ESEGIE EDO STATE.	08150654684
19	ZEBRA 19	IPETU IJESA, OSUN STATE.	08150654685
20	ZEBRA 20	OWO JUNCTION, ONDO STATE.	08150654686
21	ZEBRA 21	ILARA MOKIN ONDO STATE.	08150564687
22	ZEBRA 22	SHUWARIN, JIGAWA STATE.	08058298541
23	ZEBRA 23	AIR PORT ROAD, ILORIN KWARA STATE.	08058298542
24	ZEBRA 24	MUTUM BIYU, TARABA STATE.	08058298543
25	ZEBRA 25	BY WOLE SOYINKA FRSC HOUSING ESTATE SIGN POST GOSHEN.	09053976950
26	ZEBRA 26	CHAM, GOMBE SATATE.	09053976951
27	ZEBRA 27	DOKA, KADUNA STATE	09053976952
28	ZEBRA 28	JOS BY-PASS PLATEAU STATE	09053976953
29	ZEBRA 29	ALKALERI, BAUCHI STATE	09053976954
30	ZEBRA 30	TORO/MAGAMA, BAUCHI STATE	09053976955
31	ZEBRA 31	ABAKALI, EBONYI STATE	09053976956
33	ZEBRA 32	ABAKALI ROAD ENUGU STATE	09053976957
33	ZEBRA 33	YAHE, CROSS RIVER STATE	09053976958
34	ZEBRA34	ZUBA, FCT	09053976959
35	ZEBRA 35	ZARIA TOLL GATE, KADUNA STATE	09053976960
36	ZEBRA 36	CHIROMAWA, KANO STATE	09053976961
37	ZEBRA 37	OGUNMAKIN, OGUN STATE	09053976962
38	ZEBRA 38	IDU RAILWAY STATION	09058611870
39	ZEBRA 39	ALHERI CAMP	09058611871
40	ZEBRA 40	MANDO	09058611880
41	ZEBRA 41	POLY GATE, TARABA STATE	08052898420
42	ZEBRA 42	WAJARI, GOMBE STATE	08052898422
43	ZEBRA 43	COBRA OUTPOST	09055792521

Corps Public Education Office

Table 15: Details Of Public Education Activities

SN	COMM AND	Radio Programme s	TV Programme s	News paper Publications	Motor park Rallies	Church Advocacy	Mosque Advocacy	School Advocacy	Market Advocacy	Road Shows	Town Hall Meetings	Visits to TRD/STK	Seminars /workshops	Total
1	RS1HQ	225	177	95	256	87	67	46	226	24	21	25	13	1262
2	RS2HQ	321	203	246	322	93	59	64	233	46	28	36	20	1671
3	RS3HQ	153	102	76	239	41	47	53	197	25	11	28	10	982
4	RS4HQ	196	105	67	167	50	49	47	214	27	16	38	9	985
5	RS5HQ	232	175	81	221	64	35	53	213	26	10	22	25	1157
6	RS6HQ	221	143	61	248	74	35	42	236	36	16	43	13	1168
7	RS7HQ	231	126	86	287	76	44	64	253	49	18	34	17	1285
8	RS8HQ	211	115	49	217	67	49	63	238	39	21	27	22	1118
9	RS9HQ	186	114	66	265	55	31	61	241	25	14	22	18	1098
10	RS10HQ	154	104	45	206	38	48	54	227	26	9	12	13	936
11	RS11HQ	185	121	67	186	47	39	47	224	39	21	25	16	1017
12	RS12HQ	122	104	48	152	36	52	31	253	37	17	37	15	904
	TOTAL	2437	1589	987	2766	728	555	625	2755	399	202	349	191	13593

LEGEND:

RP: Radio Programme

TVP: TV Programme

NPP: News Paper Publication

MPR: Motor Park Rallies

NDL: Lecture on NDL

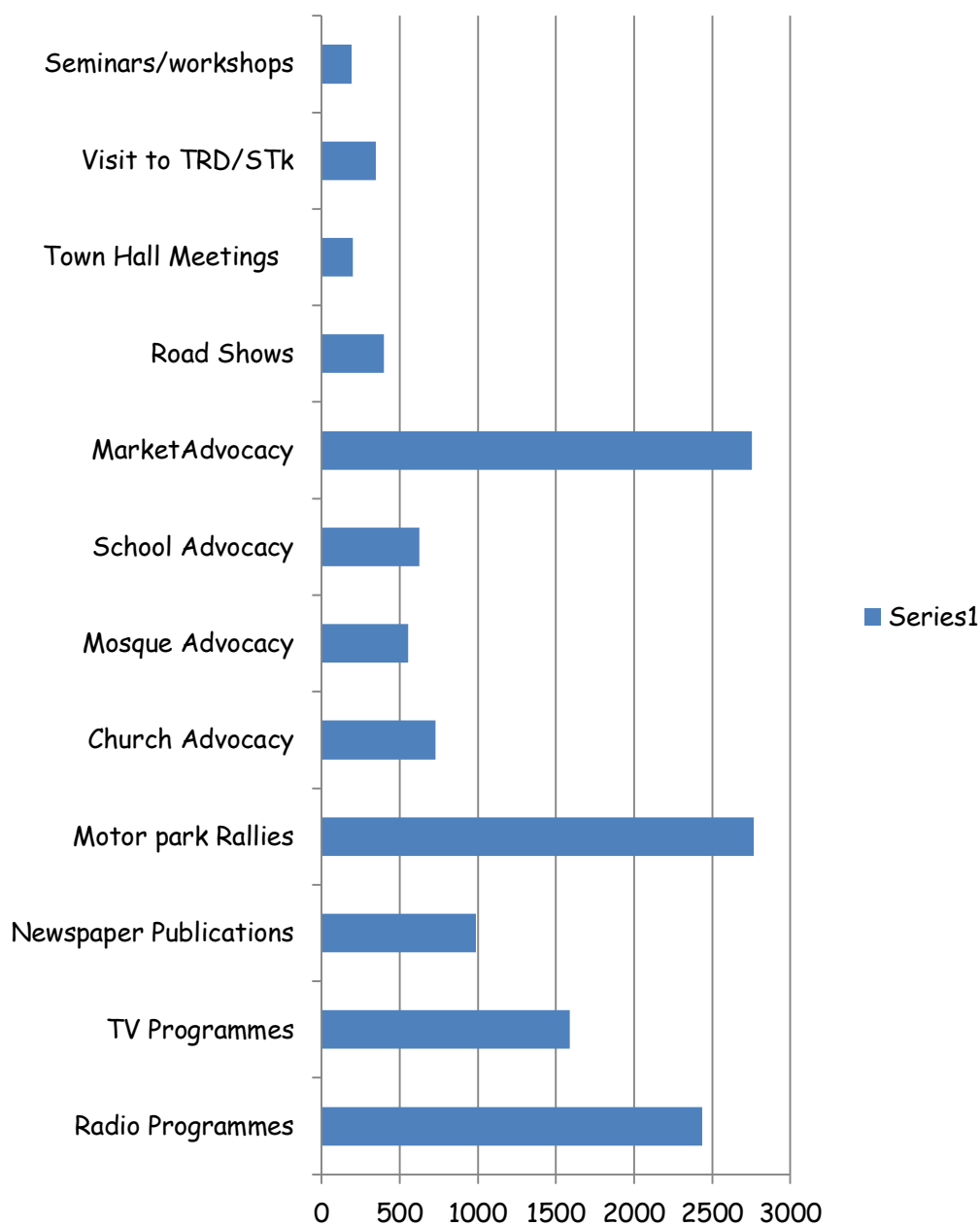
ADV: Advocacy Visit

DPE: Domesticated Public Education

Table 16: CPEO Activities comparison

SN	COMMAND	Radio Programmes	TV Programmes	Newspaper Publications	Motor park Rallies	Church Advocacy	Mosque Advocacy	School Advocacy	Market Advocacy	Road Shows	Town Hall Meetings	Visit to TRD/STk	Seminars /workshops	Total
	TOTAL 1 st Q	2437	1589	987	2766	728	555	625	2755	399	202	349	191	13583

Chart 8: Illustration of Comparative analysis of Public Education Activities



Corps Transport and Standardization Office

Table 17: Comparative Summary of Fleet Operators' Travel

Quarterly	Fleet Operators Registered	Passenger Travelled	Vehicle Travelled	Luxury Bus Travelled	Advocacy Visit	Kilometers Covered
First Quarter, 2021	18	13,705,337	1,176,444	6,871	10,054	287,887,211

Table 18: Summary Of RTC Involving Fleet Operators

Quarterly	Number Of Cases	Number Killed	Number Injured	Total Casualties	Number Of Persons Involved
First Quarter, 2021	84	130	382	512	909

Chart 9: Summary Of RTC Involving Fleet Operators

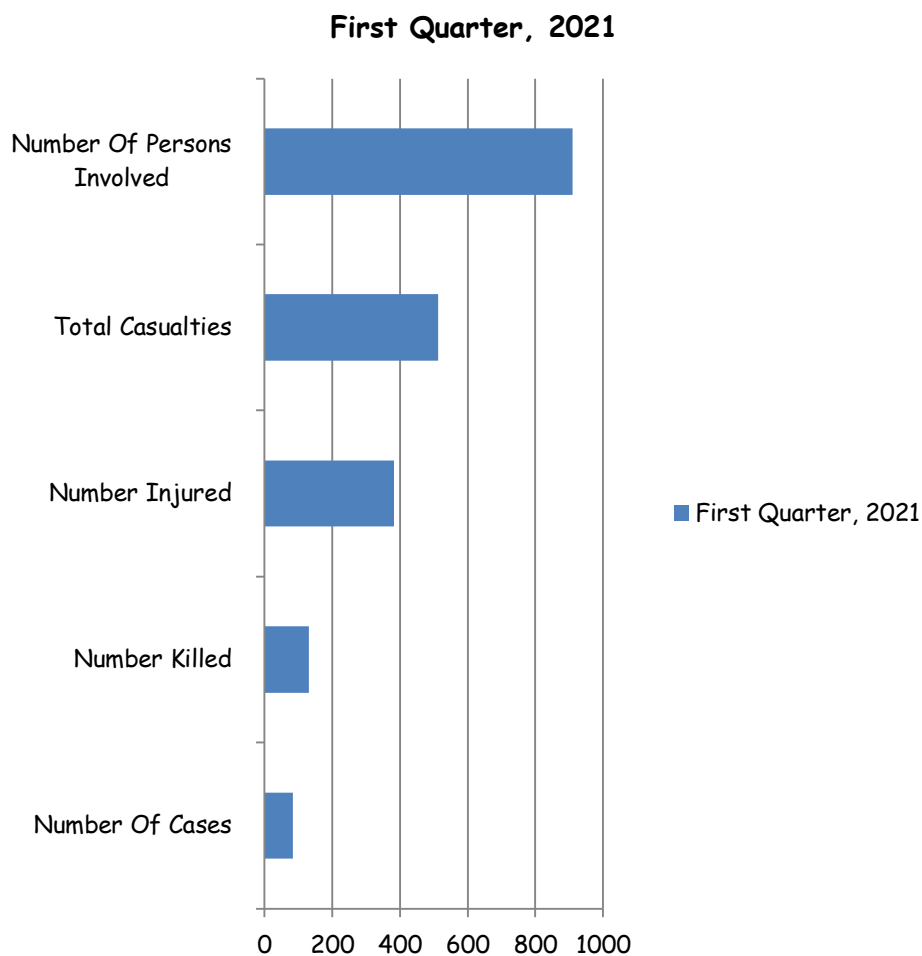
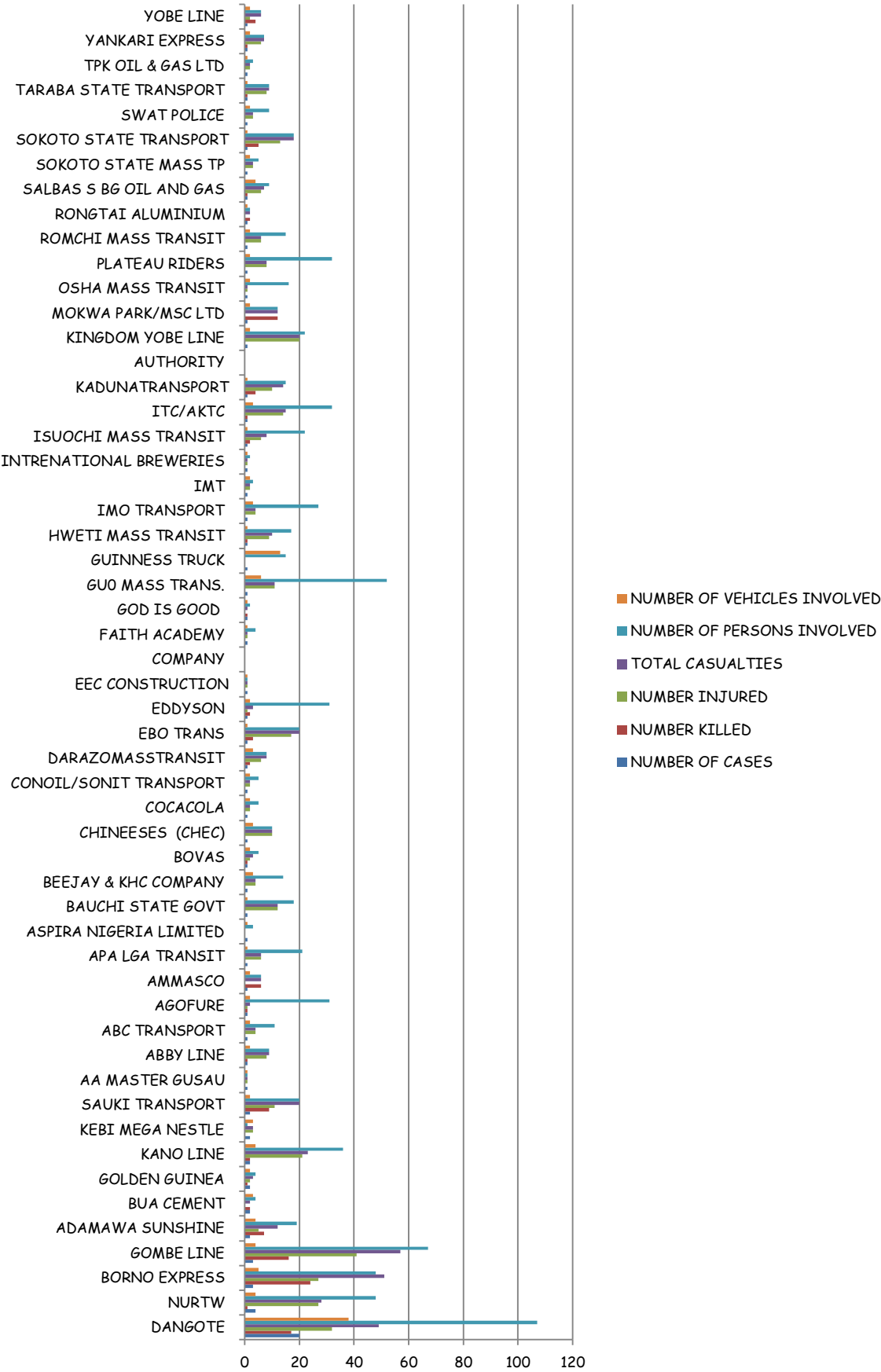


Table 19: Summary Of RTC Involving Fleet Operators

S/NO	FLEET OPERATOR	NUMBER OF CASES	NUMBER KILLED	NUMBER INJURED	TOTAL CASUALTIES	NUMBER OF PERSONS INVOLVED	NUMBER OF VEHICLES INVOLVED
1	DANGOTE	20	17	32	49	107	38
2	NURTW	4	1	27	28	48	4
3	BORNO EXPRESS	3	24	27	51	48	5
4	GOMBE LINE	3	16	41	57	67	4
5	ADAMAWA SUNSHINE	2	7	5	12	19	4
6	BUA CEMENT	2	2	0	2	4	3
7	GOLDEN GUINEA	2	1	2	3	4	2
8	KANO LINE	2	2	21	23	36	4
9	KEBI MEGA NESTLE	2	0	3	3	1	3
10	SAUKI TRANSPORT	2	9	11	20	20	2
11	AA MASTER GUSAU	1	0	1	1	1	1
12	ABBY LINE	1	1	8	9	9	2
13	ABC TRANSPORT	1	0	4	4	11	2
14	AGOFURE	1	1	1	2	31	2
15	AMMASCO	1	6	0	6	6	2
16	APA LGA TRANSIT	1	0	6	6	21	1
17	ASPIRA NIGERIA LIMITED	1	0	0	0	3	1
18	BAUCHI STATE GOVT	1	0	12	12	18	1
19	BEEJAY & KATENANNY HOLLYWOOD CONSTRUCTION COMPANY	1	0	4	4	14	3
20	BOVAS	1	1	2	3	5	2
21	CHINEESES ENGINEERING COMPANY (CHEC)	1	0	10	10	10	3
22	COCACOLA	1	0	2	2	5	2
23	CONOIL/SONIT TRANSPORT	1	0	2	2	5	2
24	DARAZOMASSTRANSIT	1	2	6	8	8	3
25	EBO TRANS	1	3	17	20	20	1
26	EDDYSON	1	2	1	3	31	2
27	EEC CONSTRUCTION COMPANY	1	0	1	1	1	1
28	FAITH ACADEMY	1	0	1	1	4	1
29	GOD IS GOOD	1	1	0	1	2	1
30	GUO MASS TRANS.	1	0	11	11	52	6
31	GUINNESS TRUCK	1	0	0	0	15	13
32	HWETI MASS TRANSIT	1	1	9	10	17	1
33	IMO TRANSPORT	1	0	4	4	27	3
34	IMT	1	0	2	2	3	2
35	INTRENATIONAL BREWERIES	1	0	1	1	2	1
36	ISUOCHI MASS TRANSIT	1	2	6	8	22	1
37	ITC/AKTC	1	1	14	15	32	3
38	KADUNATransport AUTHORITY	1	4	10	14	15	1
39	KINGDOM NIG LMT/YOBE LINE	1	0	20	20	22	2
40	MOKWA PARK/MSD LTD	1	12	0	12	12	2
41	OSHA MASS TRANSIT	1	0	1	1	16	2
42	PLATEAU RIDERS	1	0	8	8	32	2
43	ROMCHI MASS TRANSIT	1	0	6	6	15	2
44	RONGTAI ALUMINIUM	1	2	0	2	2	1
45	SALBAS OIL AND GAS/BROS ANJATOS/GARANTI OIL AND GAS	1	1	6	7	9	4
46	SOKOTO STATE MASS TP	1	0	3	3	5	2
47	SOKOTO STATE TRANSPORT SERVICE	1	5	13	18	18	1
48	SWAT POLICE	1	0	3	3	9	2
49	TARABA STATE TRANSPORT SERVICES	1	1	8	9	9	1
50	TPK OIL & GAS LTD	1	0	2	2	3	1
51	YANKARI EXPRESS	1	1	6	7	7	2
52	YOBE LINE	1	4	2	6	6	2

Chart 10: Summary Of RTC Involving Fleet Operators





Corps Secretary

Table 20: Corps Secretary Activities

S/N	ACTIVITY	FREQUENCY			TOTAL
		JAN	FEB	MAR	
1	Number of Mails Received	259	769	873	1901
2	Number of Mails Dispatched	234	669	703	1606
3	Number of files Received	114	221	228	563
4	Number of files Dispatched	67	164	125	356
5	Application for Compassionate Transfer	04	05	03	12
6	Number of Notice of Retirement from FRSC Issued	23	96	11	130
7	Resignation	08	06	05	19
8	Notification of Death	-	2	02	04
9	Application for Annual Leave	5	58	42	105
10	Permission to get Married	3	19	7	29
11	Application for Change of Name	04	01	16	21
12	Application for Permission to perform Holy Pilgrimage	-	01	01	02
13	Application for Maternity Leave	1	6	03	10
14	Posting of Officers	1	7	09	17

Chart 11: Corps Secretary Activities

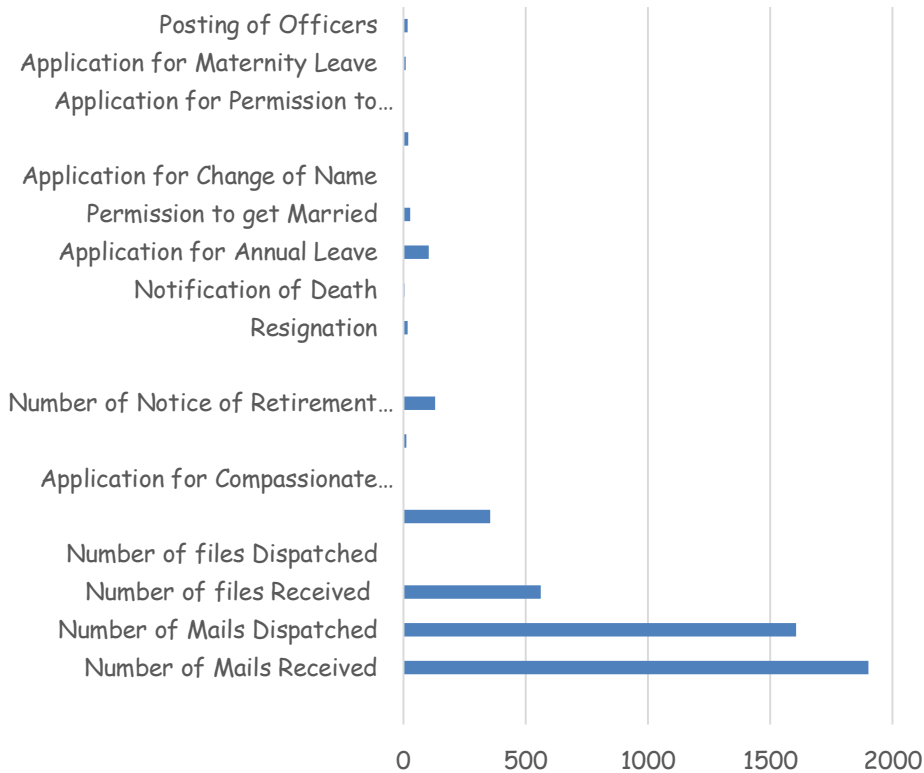
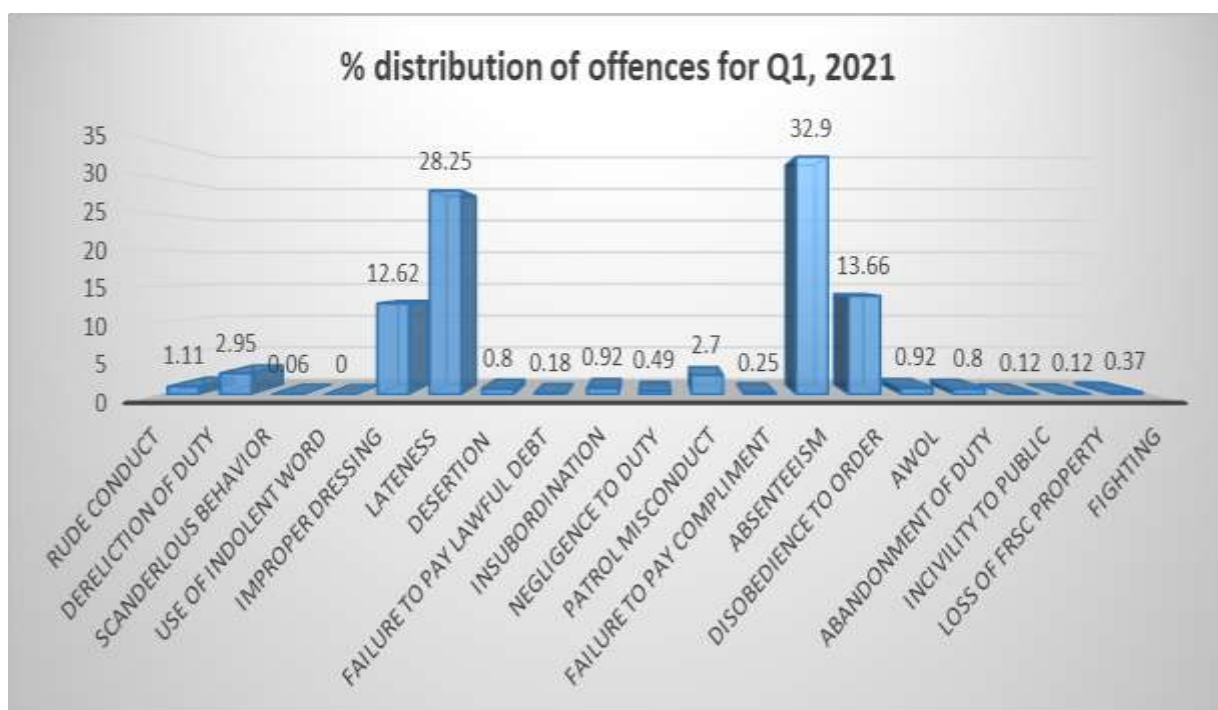


Table 21: Misconduct in Details

S/N	OFFENCES	JANUARY	FEBRUARY	MARCH	TOTAL	%
1.	RUDE CONDUCT	10	8	0	18	1.11
2.	DERELICTION OF DUTY	3	23	22	48	2.95
3.	SCANDALOUS BEHAVIOR	0	1	0	1	0.06
4.	USE OF INDOLENT WORDS	0	0	0	0	0.00
5.	IMPROPER DRESSING	74	79	52	205	12.62
6.	LATENESS	136	181	142	459	28.25
7.	DESERTION	7	5	1	13	0.80
8.	FAILURE TO PAY LAWFUL DEBT	2	1	0	3	0.18
9.	INSUBORDINATION	6	6	3	15	0.92
10.	NEGLIGENCE TO DUTY	6	1	1	8	0.49
11.	PATROL MISCONDUCT	17	16	11	44	2.70
12.	FAILURE TO PAY COMPLIMENT	3	1	0	4	0.25
13.	ABSENTEEISM	246	120	169	535	32.90
14.	DISOBEDIENCE TO PARTICULAR ORDER	57	99	66	222	13.66
15.	AWOL	3	2	10	15	0.92
16.	ABANDONMENT OF DUTY	0	6	7	13	0.8
17.	INCIVILITY	0	2	0	2	0.12
18.	FIGHTING	0	4	2	6	0.37
19.	EMPLOYMENT RACKETEERING	0	0	0	0	0.00
20.	LOSS OF FRSC PROPERTY	0	2	0	2	0.12
TOTAL		581	557	487	1625	100

Chart 12: Misconduct



COMPLAINTS RECEIVED FROM CUSTOMERS

Table 22: Complaints Received from Customers

NATURE OF COMPLAINTS	COMPLAINTS FROM COMMANDS	PHONE & SMS	EOMAILS	SUGGESTION BOXES	LETTERS	SOURCES OF COMPLAINT INTERNAL & EXTERNAL	TOTAL
OPS	128	12	0	2	0	142	284
NDL	69	71	0	6	0	146	292
OFL	15	1	0	0	0	16	32
Total	212	84	9	8	0	304	608

Number of appreciation through: e-mail, calls and SMS = 177

Legend:

SCRAR Servicom Customer Relations Activities Register

OPS Operations

NDL National Drivers License

OFV Other Offences Violation



Table 24: RTC Cases on State Basis

STATE	RTC Cases 1 ST Q 2020	RTC Cases 1 ST Q 2021
Abia	31	44
Adamawa	103	84
Akwa Ibom	29	22
Anambra	47	80
Bauchi	117	131
Bayelsa	5	7
Benue	89	52
Borno	27	31
Cross River	25	25
Delta	51	71
Ebonyi	34	31
Edo	80	56
Ekiti	31	31
Enugu	40	66
FCT	328	278
Gombe	97	72
Imo	27	16
Jigawa	91	67
Kaduna	292	256
Kano	132	137
Katsina	102	71
Kebbi	112	44
Kogi	111	143
Kwara	102	100
Lagos	153	151
Nasarawa	130	176
Niger	129	108
Ogun	236	299
Ondo	102	115
Osun	102	105
Oyo	170	176
Plateau	74	48
Rivers	11	21
Sokoto	50	37
Taraba	62	67
Yobe	46	42
Zamfara	48	41
TOTAL	3416	3301

Chart 13: RTC Cases on State Basis

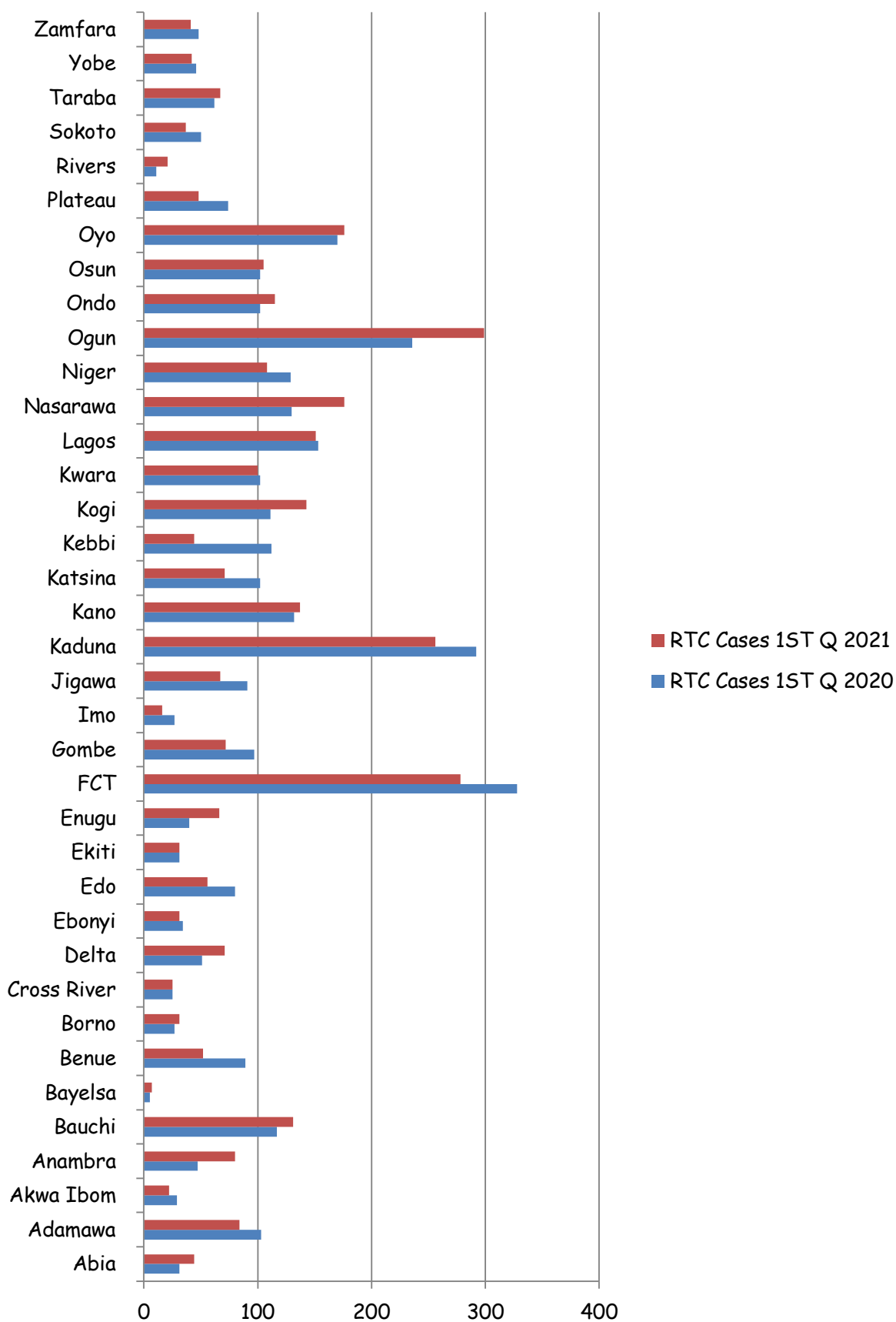




Table 25: Number Injured on State Basis

STATE	Number Injured 1 st Q 2020	Number Injured 1 st Q 2021
Abia	153	119
Adamawa	296	251
Akwa Ibom	52	35
Anambra	75	147
Bauchi	504	634
Bayelsa	9	15
Benue	200	123
Borno	138	78
Cross River	103	50
Delta	113	196
Ebonyi	102	121
Edo	229	140
Ekiti	69	101
Enugu	140	222
FCT	605	518
Gombe	283	232
Imo	47	71
Jigawa	306	264
Kaduna	1056	1149
Kano	483	604
Katsina	381	287
Kebbi	332	139
Kogi	381	425
Kwara	382	369
Lagos	241	243
Nasarawa	334	452
Niger	556	492
Ogun	664	670
Ondo	342	290
Osun	306	317
Oyo	504	399
Plateau	217	130
Rivers	12	54
Sokoto	148	119
Taraba	188	213
Yobe	246	235
Zamfara	226	153
TOTAL	10423	10057

Chart 14: Number Injured

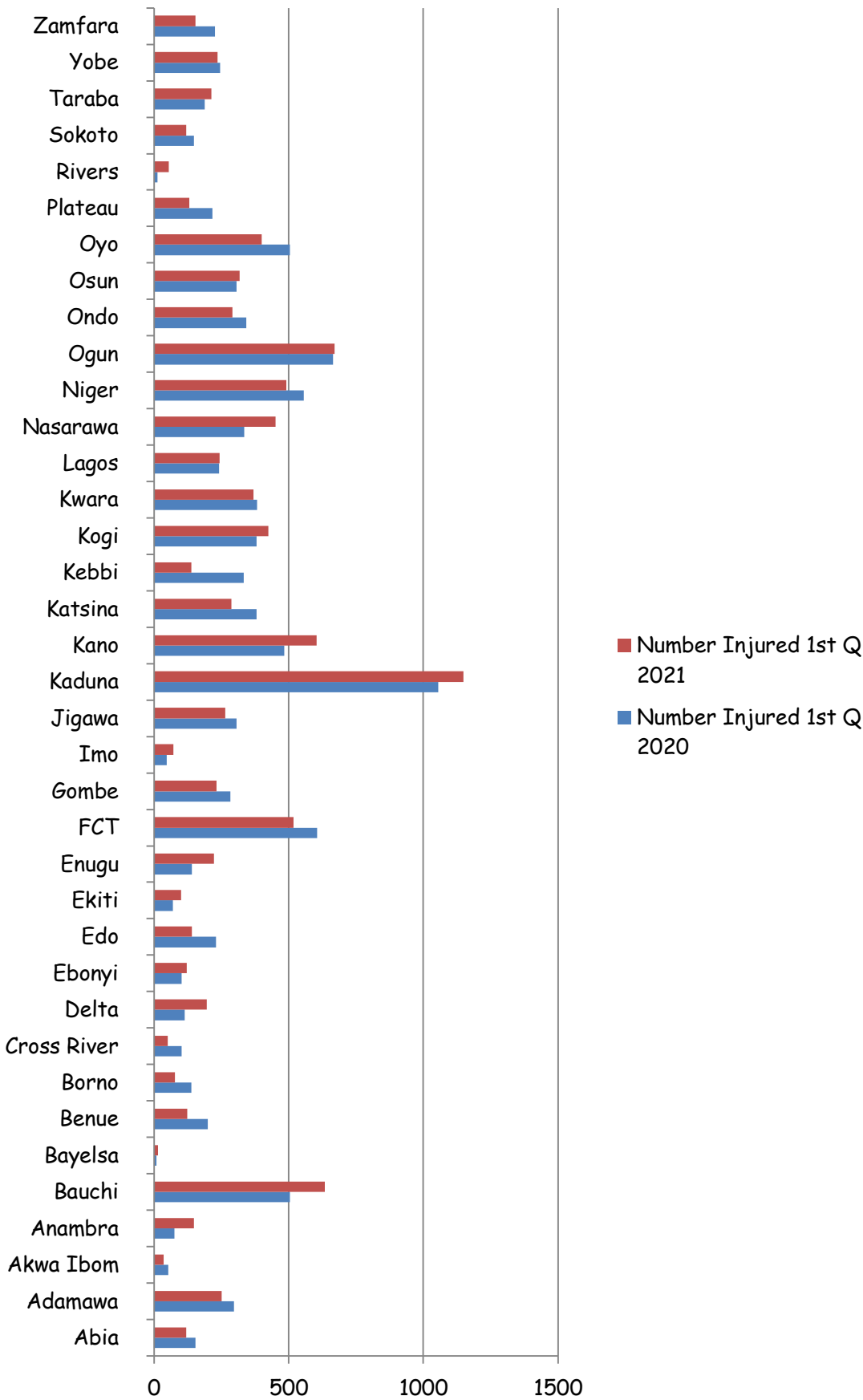



Table 26: Number Killed on State Basis

STATE	Number Killed for 1 st Q 2020	Number Killed for 1 st Q 2021
Abia	23	35
Adamawa	27	21
Akwa Ibom	4	12
Anambra	16	9
Bauchi	86	115
Bayelsa	5	0
Benue	19	15
Borno	11	24
Cross River	23	30
Delta	23	51
Ebonyi	13	27
Edo	74	51
Ekiti	8	13
Enugu	31	37
FCT	53	56
Gombe	42	31
Imo	11	17
Jigawa	46	35
Kaduna	192	196
Kano	94	100
Katsina	119	29
Kebbi	36	21
Kogi	57	94
Kwara	90	69
Lagos	40	26
Nasarawa	40	77
Niger	79	93
Ogun	114	82
Ondo	47	43
Osun	57	43
Oyo	62	103
Plateau	16	15
Rivers	1	4
Sokoto	28	33
Taraba	8	12
Yobe	37	35
Zamfara	33	14
TOTAL	1665	1668

Chart 15: Number Killed on State Basis

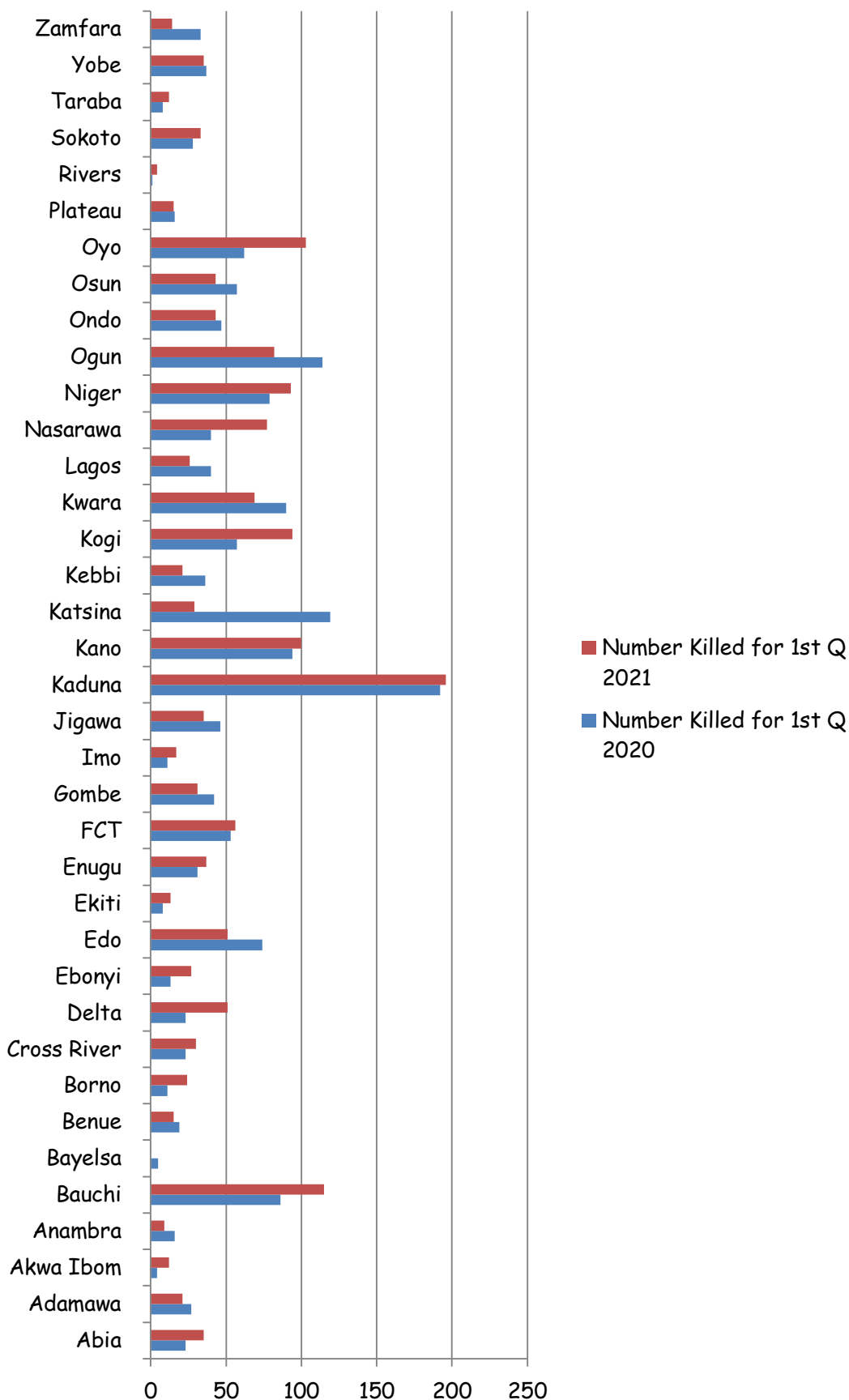
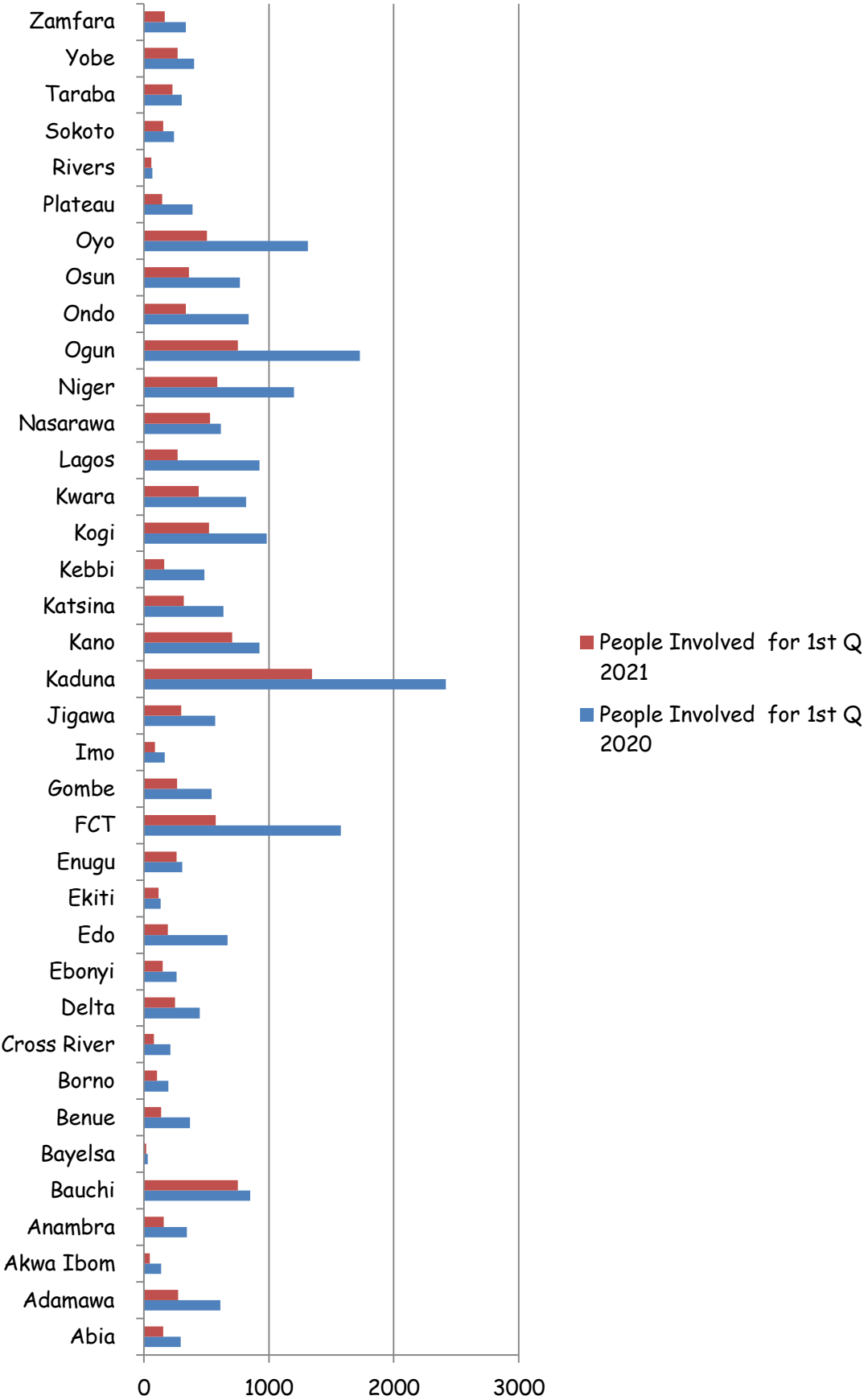


Table 27: People Involved on State Basis

STATE	People Involved for 1 st Q 2020	People Involved for 1 st Q 2021
Abia	295	154
Adamawa	611	272
Akwa Ibom	135	47
Anambra	344	156
Bauchi	851	749
Bayelsa	30	15
Benue	368	138
Borno	192	102
Cross River	212	80
Delta	446	247
Ebonyi	262	148
Edo	667	191
Ekiti	132	114
Enugu	305	259
FCT	1577	574
Gombe	539	263
Imo	166	88
Jigawa	569	299
Kaduna	2417	1345
Kano	925	704
Katsina	634	316
Kebbi	481	160
Kogi	981	519
Kwara	818	438
Lagos	925	269
Nasarawa	614	529
Niger	1202	585
Ogun	1729	752
Ondo	838	333
Osun	769	360
Oyo	1311	502
Plateau	388	145
Rivers	65	58
Sokoto	240	152
Taraba	300	225
Yobe	399	270
Zamfara	333	167
TOTAL	23070	11725

Chart 16: People Involved on State Basis



Special Duties and External Relations

Table 28:Partnership Analysis of Government Agencies and NGO

ZONES	COMMAND	GOVT AGENCIES	NGOs	CORPORATE ORGs	TOTAL
RSHQ ABUJA	RSHQ ABUJA	42	103	16	161
RS 1 KADUNA	RS1.1 KADUNA	14	8	8	30
	RS1.2 KANO	15	1	6	22
	RS1.3 KATSINA	4	1	15	20
	RS1.4 JIGAWA	22	6	3	31
	RS2.1 LAGOS	6	2	17	25
RS 2 LAGOS	RS2.2 OGUN	24	0	40	64
	RS3.1 ADAMAWA	64	3	6	73
RS 3 YOLA	RS3.2 GOMBE	21	0	7	28
	RS3.3 TARABA	9	0	5	14
	RS4.1 PLATEAU	12	0	14	26
RS 4 JOS	RS4.2 BENUE	17	1	5	23
	RS4.3 NASSARAWA	10	0	4	14
	RS5.1 EDO	10	0	11	21
RS 5 BENIN	RS5.2 DELTA	11	0	0	11
	RS5.3 ANAMBRA	7	0	68	75
RS 6 P/H	RS6.1 RIVER	21	3	14	38
	RS6.2 C/RIVER	3	0	7	10
	RS6.3 A/IBOM	11	1	7	19
	RS6.4 BAYELSA	22	4	0	26
RS 7 ABUJA	RS7.1 FCT	14	6	11	31
	RS7.2 NIGER	1	10	10	21
RS 8 ILORIN	RS8.1 KWARA	3	1	8	12
	RS8.2 EKITI	25	4	7	36
	RS8.3 KOGI	13	18	5	36
RS 9 ENUGU	RS9.1 ENUGU	0	0	0	0
	RS9.2 EBONYI	5	0	3	8
	RS9.3 ABIA	7	0	6	13
	RS9.4 IMO	11	0	11	22
RS 10 SOKOTO	RS10.1 SOKOTO	2	2	0	4
	RS10.2 KEBBI	11	3	3	17
	RS10.3 ZAMFARA	65	8	14	87
RS 11 OSOGBO	RS11.1 OSUN	6	1	4	11
	RS11.2 ONDO	8	1	8	17
	RS11.3 OYO	6	0	47	53
RS 12 BAUCHI	RS12.1 BAUCHI	5	0	3	8
	RS12.2 BORNO	11	0	8	19
	RS12.3 YOBE	0	0	0	0
TOTAL		538	187	401	1126



Chart 17: Partnership Analysis of Government Agencies and NGO

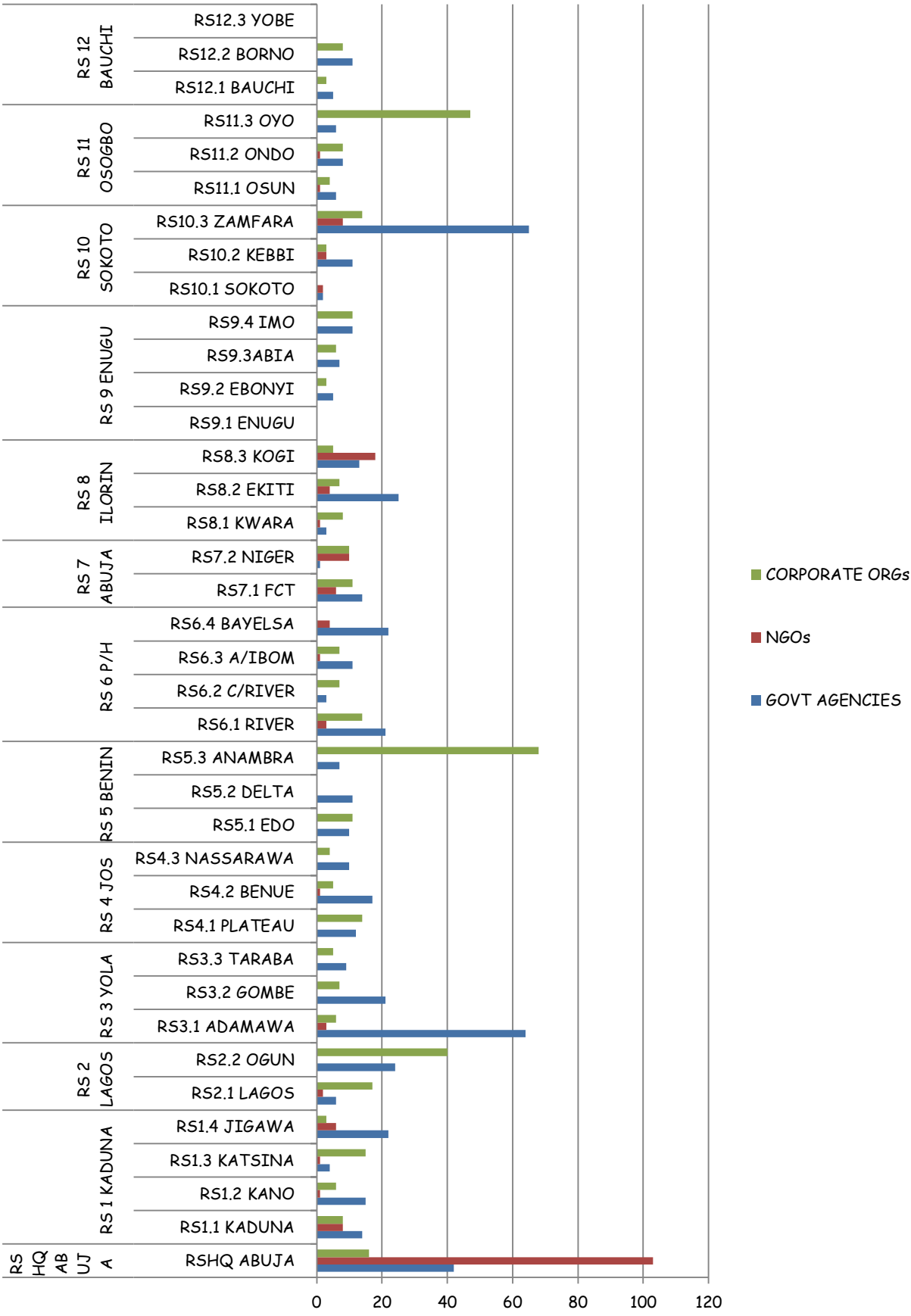




Table 29: Summary Of Activities Of National Community Post Crash Care Initiative (NCPCCI) by Volunteers For First Quarter 2021

2021	NO.OF RESCUE CARRIED OUT	MEETINGS (MAX 27)	ATTENDANCE (MAX 540)	TRAINING (MAX 27)
JANUARY	16	3	58	3
FEBRUARY	3	2	43	2
MARCH	0	1	4	1
TOTAL	19	6	105	6

Table 18: Activities for Q1

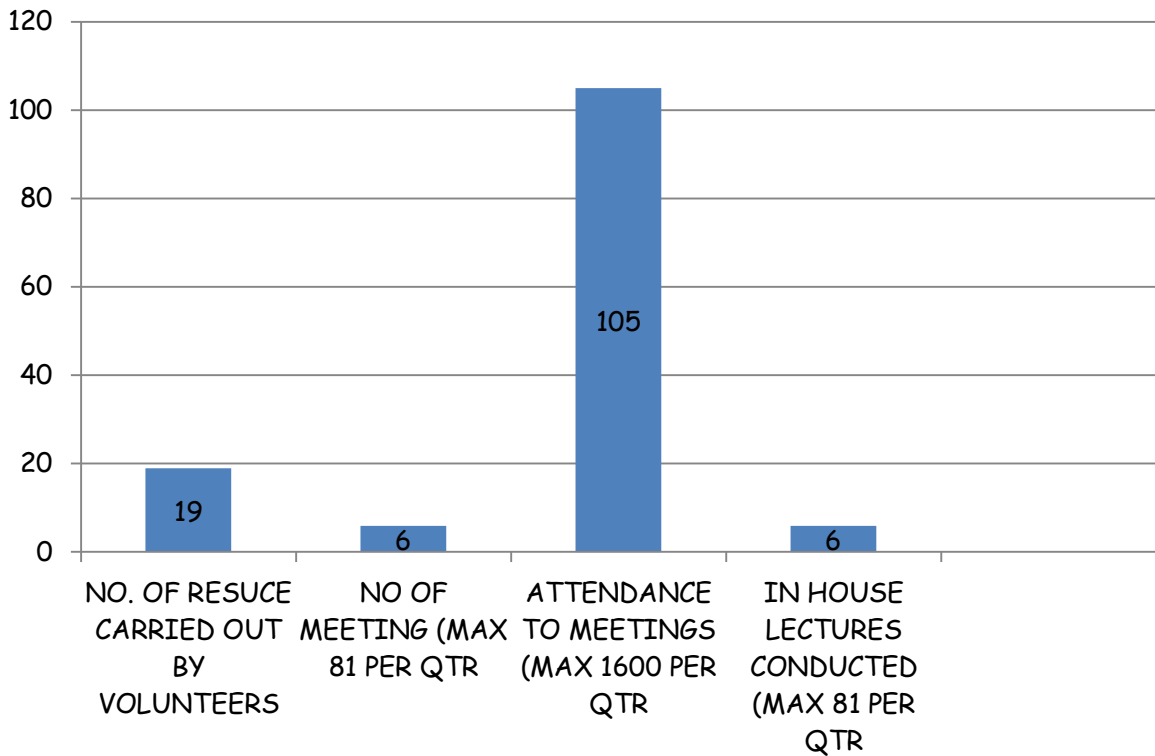


Table 30: BREAKDOWN OF STAFF ON FURTHER STUDIES BASED ON THEIR PROGRAMMES

SN	PROGRAMME	TOTAL
1	Staff on PhD programme	1
2	Staff on Masters Degree Programme	16
3	Staff on Bachelor Degree Programme	92
4	Staff on Postgraduate Diploma (PGD)	4
5	Staff on Higher National Diploma (HND)	2
6	Staff on NCE Programme	9
7	Staff on OND / ND Programme	9
8	Staff on ANAN, ICAN	0
	TOTAL	133

Table 31: NO OF STAFF ON SPONSORSHIP

S/N	Activities	NO OF STAFF ON SPONSORSHIP
1.	No of staff on sponsorship (Foreign)	0
2.	No of staff on sponsorship (Local)	14
TOTAL	No of staff on sponsorship (local/foreign)	14

Table 32: NUMBER OF STAFF TRAINED VIRTUALLY (LOCAL/FOREIGN)

S/N	MONTHS	NUMBER OF ENROLL TRAINEE
1	No. of Staff trained via Virtual and Physical Workshop	250
TOTAL =		250

TABLE 33: NUMBER OF STAFF GIVEN APPROVAL FOR FURTHER STUDIES

S/N	PROGRAMME	TOTAL
1	Final approval given for further studies in NCE, ND, HND, Degree and Masters Degree (Officers and Marshal) for 2020/2021 Academy session. (11 Officers and 52 Marshals)	0
	TOTAL	0

Table 34: Number of Riders/Drivers Trained By FRSC

S/N	ORGANIZATION	NUMBER OF DRIVERS TRAINED
1.	Training of FRSC Personnel for Deployment as Training Instructors in Nigerian Defence Academy (NDA)	31
2.	CBN Promotion Exercise	579
3.	CBN Recruitment Exercise	58
4.	Sustainable Development Goal (SGF Office)	20
	TOTAL	746

SUMMARY

No of Staff on Sponsorship (local/Foreign).....	14
No of Staff Trained on Virtual (Local/Foreign).....	250
No of Staff given final approval for Further Studies	0
No of Driving School Registered.....	82
No of Driving School Accredited	122
No of Trainee drivers enrolled	168,930
No of Trainee drivers Graduated.....	149,266
No of Riders/Drivers Trained By FRSC	746
No of Drivers Trained By Field Command.....	0

Table 36: Schools Activities

S/NO	Month	Number of School registered	Number of Schools Accredited	Number of Enrolled Trainees	of Graduated Trainees
1	October	10	41	56730	56778
2	November	11	0	37580	37888
3	December	7	0	53849	31453
	Total	28	41	185,512	0

SUMMARY

No of Staff on Sponsorship (local/Foreign).....	16
No of Staff Trained on Virtual (Local/Foreign).....	100
No of Staff given final approval for Further Studies	63
No of Driving School Registered.....	28
No of Driving School Accredited	41
No of Trainee drivers enrolled	148159
No of Trainee drivers Graduated.....	126119
No of Riders/Drivers Trained By FRSC	21
No of Drivers Trained By Field Command.....	0

TECHNICAL SERVICES DEPARTMENT

Table 35: Number of FRSC Vehicles

Purpose	Field	RSHQ	Total
Patrol	719	46	765
Admin	61	110	171
Ambulances	108	16	124
Tow Trucks	25	1	26
Total	914	173	1086

Table 39: Summary of FRSC Bikes

BIKES	TOTAL
	219

FRSC ESTATES

Number of staff quarters owned - 42

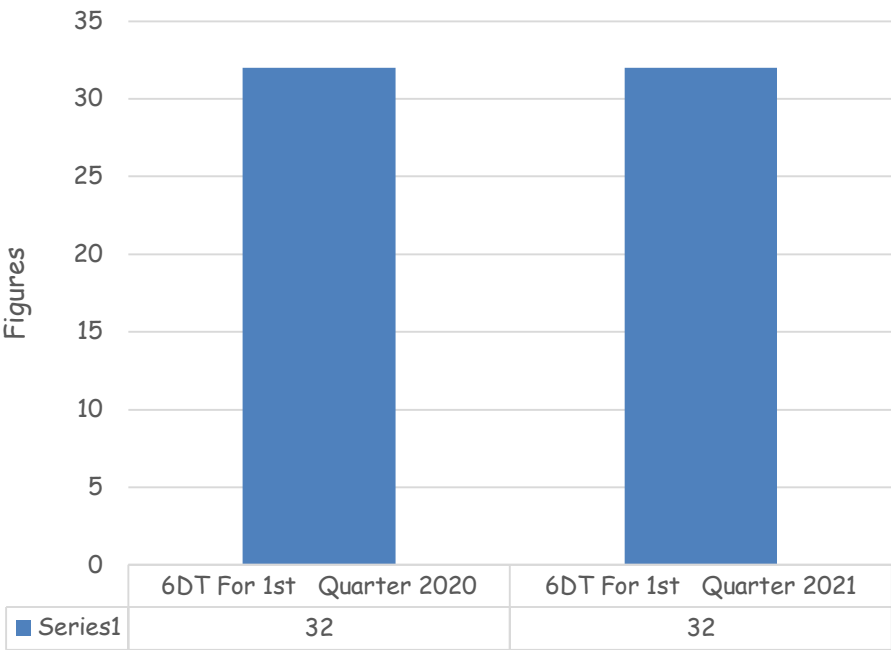
Number of staff quarters rented - 109

Total number of staff quarters - 151

Table 37: Six Death (6DT) Accident Investigated

6DT For 1 st Quarter 2020	6DT For 1 st Quarter 2021
32	32

Chart 19: 6DT Accident Investigated For 1st Q 2020 and 1st Q 2021





Federal Road Safety Corps, Nigeria:
ISO 9001 QMS Certified Law Enforcement Agency in Africa.

08056294007 SERVICOM Nodal Officer

122 - TOLL FREE

08056799857 – Complaint Desk

FRSC WEBSITE : www.frsc.gov.ng

E-mail: info@frsc.gov.ng

Twitter handle: [@FRSCNigeria](https://twitter.com/FRSCNigeria)