

CORPORATE STRATEGIC GOALS REPORT

2018 STRATEGIC OBJECTIVES

(1ST HALF YEAR JAN - JUN 2018)

ACCOMPLISHMENT STATUS FOR DEPTS, COS &

RSHQ UNITS



INTRODUCTION

IN THE COURSE OF THIS PRESENTATION, THE FOLLOWING WILL BE HIGHLIGHTED:

- 🇳🇮 PERFORMANCE INITIATIVE-ASSESSMENT DETAILS FOR UNITS UNDER CORPS MARSHAL'S OFFICE (1ST QUARTER 2018)**
- 🇳🇮 PERFORMANCE INITIATIVE-ASSESSMENT DETAILS FOR DEPTS AND COS (1ST QUARTER 2018)**
- 🇳🇮 PERFORMANCE INITIATIVE-ASSESSMENT DETAILS FOR UNITS UNDER CORPS MARSHAL'S OFFICE (2ND QUARTER 2018)**
- 🇳🇮 PERFORMANCE INITIATIVE-ASSESSMENT DETAILS FOR DEPTS AND COS (2ND QUARTER 2018)**
- 🇳🇮 GENERAL OBSERVATIONS MADE IN THE COURSE OF THE ASSESSMENT.**
- 🇳🇮 RECOMMENDATIONS**

PERFORMANCE INITIATIVE-ASSESSMENT DETAILS FOR UNITS UNDER CORPS MARSHAL'S OFFICE (1ST QUARTER)




SUMMARY:

TOTAL NUMBER OF ACTIONABLE ITEMS: 74

% COMPLETED 38%

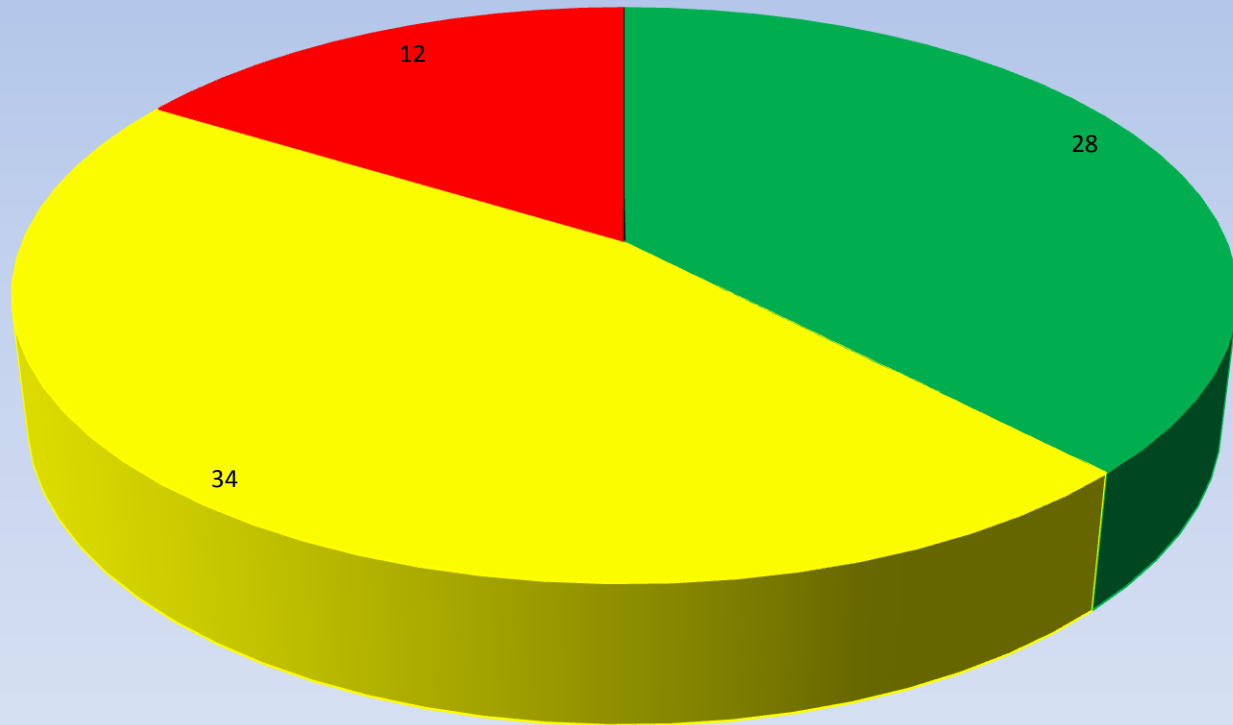
% ONGOING 46%

% NOT DONE 16%

S/N	OFFICE	TOTAL STRATEGIC INITIATIVES	FULLY ACHIEVED STRATEGIC INITIATIVES 	PARTIALLY ACHIEVED STRATEGIC INITIATIVES 	NOT ACHIEVED STRATEGIC INITIATIVES 
1	SA-CM/ITC	15	6	9	-
2	PSO	20	9	4	7
3	PIO	11	4	5	2
4	PAU	9	-	9	-
5	PSS	3	-	3	-
6	SERVICOM	9	6	1	2
7	PROTOCOL	3	2	-	1
8	NARSAC	4	1	3	-
	TOTAL	74	28(38%)	34(46%)	12(16%)

SUMMARY:

TOTAL NUMBER OF ACTIONABLE ITEMS:	74
Fully Achieved	38%
Partially Achieved	46%
Not Achieved	16%



■ Fully Achieved ■ Partially Achieved ■ Not Achieved

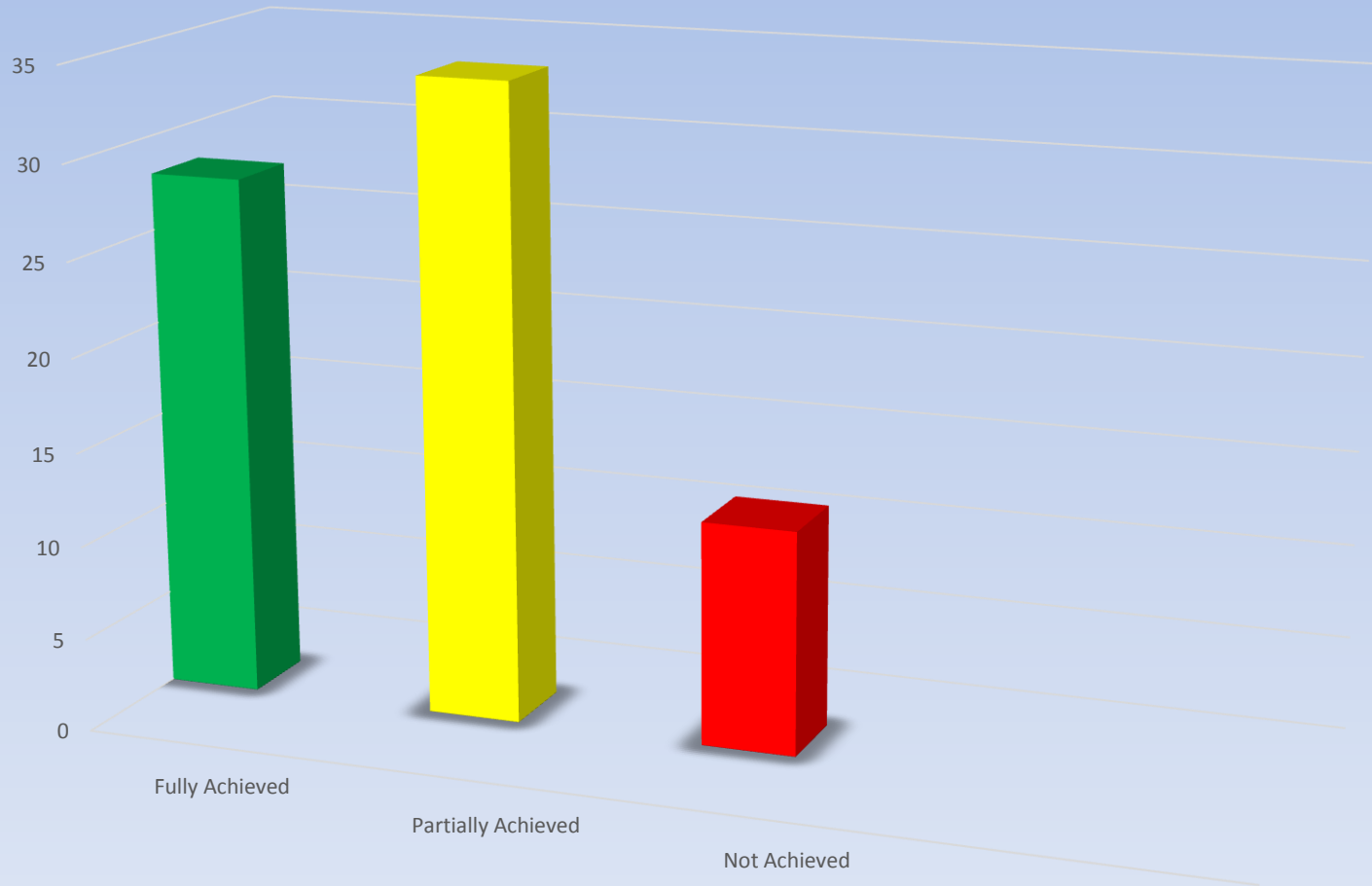
SUMMARY:

TOTAL NUMBER OF ACTIONABLE ITEMS: 74

Fully achieved strategic initiatives 28

Partially achieved strategic initiatives 34

Not achieved strategic initiatives 12



PERFORMANCE INITIATIVE-ASSESSMENT DETAILS FOR DEPARTMENTS AND CORPS OFFICES.**SUMMARY:**

TOTAL NUMBER OF ACTIONABLE ITEMS:

292

% COMPLETED




50%

% ONGOING

37%

% NOT DONE

13%

S/N	DEPT/CORPS OFFICE	TOTAL STRATEGIC INITIATIVES	FULLY ACHIEVED STRATEGIC INITIATIVES 	PARTIALLY ACHIEVED STRATEGIC INITIATIVES 	NOT ACHIEVED STRATEGIC INITIATIVES 
1	OPS	33	25(76%)	3(9%)	5(15%)
2	AHR	2	1(50%)	1(50%)	-
3	MVA	18	5(28%)	10(56%)	3(16%)
4	TRG	32	18(56%)	14(44%)	-
5	SD& P	11	2(18%)	8(73%)	1(9%)
6	PRS	26	12(46%)	12(46%)	2(8%)
7	F&A	5	4(80%)	1(20%)	-
8	TSD	7	3(43%)	3(43%)	1(14%)
9	CLA	10	5(50%)	5(50%)	-
10	CMRS	17	10(59%)	1(6%)	6(35%)
11	BUD	7	7(100%)	-	-
12	CS	11	6(55%)	-	5(45%)
13	CIO	18	12(66%)	3(17%)	3(17%)
14	CPRO	14	-	10(71%)	4(29%)
15	CPEO	8	5(62%)	-	3(38%)
16	CP	8	3(38%)	2(24%)	3(38%)
17	CA	13	7(54%)	6(46%)	-
18	CTSO	24	21(88%)	3(12%)	-
19	COSEN	28	1(4%)	27(96%)	-
	TOTAL	292	147(50%)	109(37%)	36(13%)

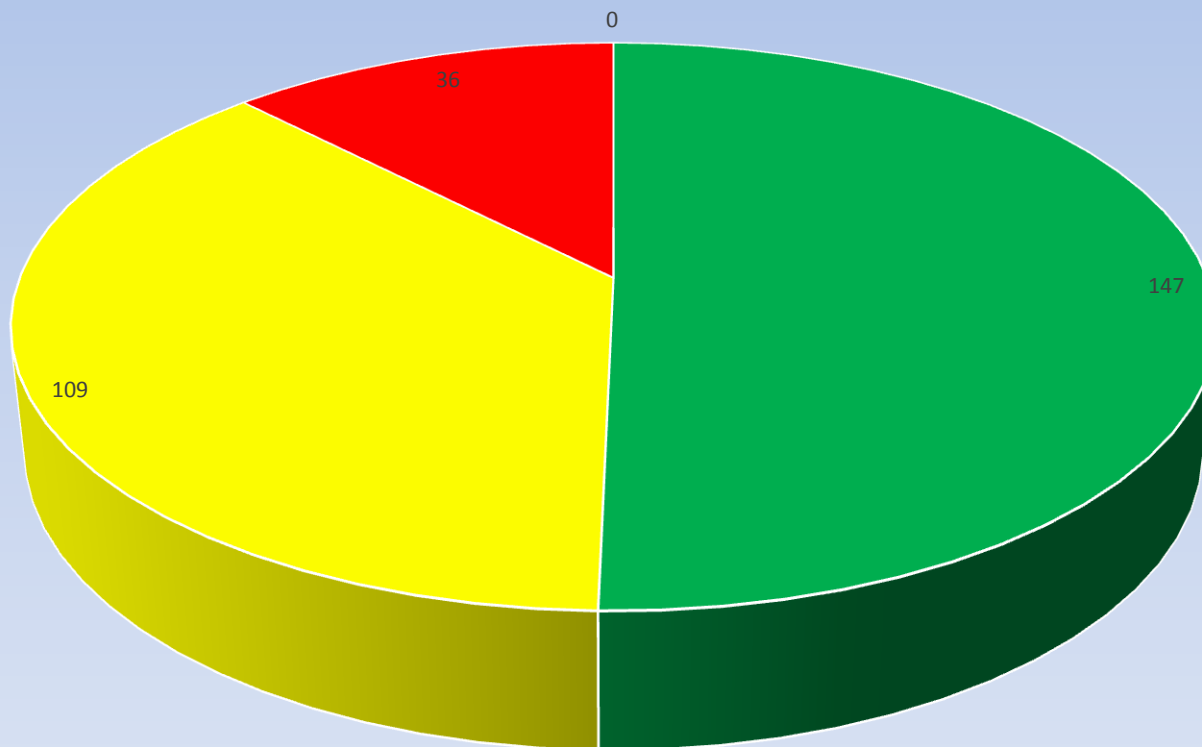
SUMMARY:

TOTAL NUMBER OF ACTIONABLE ITEMS: 292

Fully Achieved 50%

Partially Achieved 37%

Not Achieved 13%



■ Fully Achieved ■ Partially Achieved ■ Not Achieved

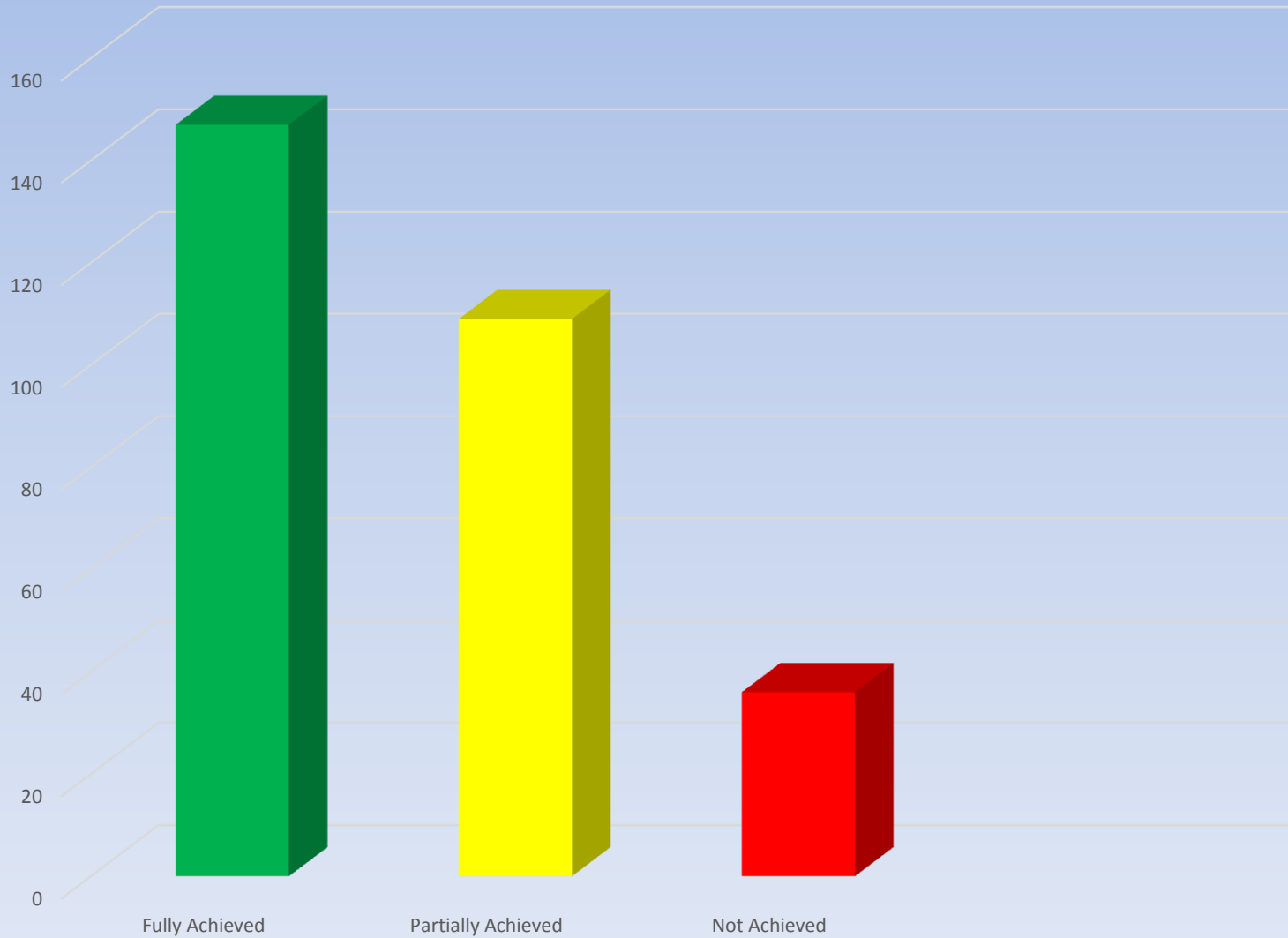
SUMMARY:

TOTAL NUMBER OF ACTIONABLE ITEMS: 292

Fully achieved strategic initiatives 147

Partially achieved strategic initiatives 109

Not achieved strategic initiatives 36



PERFORMANCE INITIATIVE-ASSESSMENT DETAILS FOR UNITS UNDER CORPS MARSHAL'S OFFICE (2ND QUARTER 2018)

SUMMARY:

TOTAL NUMBER OF ACTIONABLE ITEMS: 74

% COMPLETED 43%

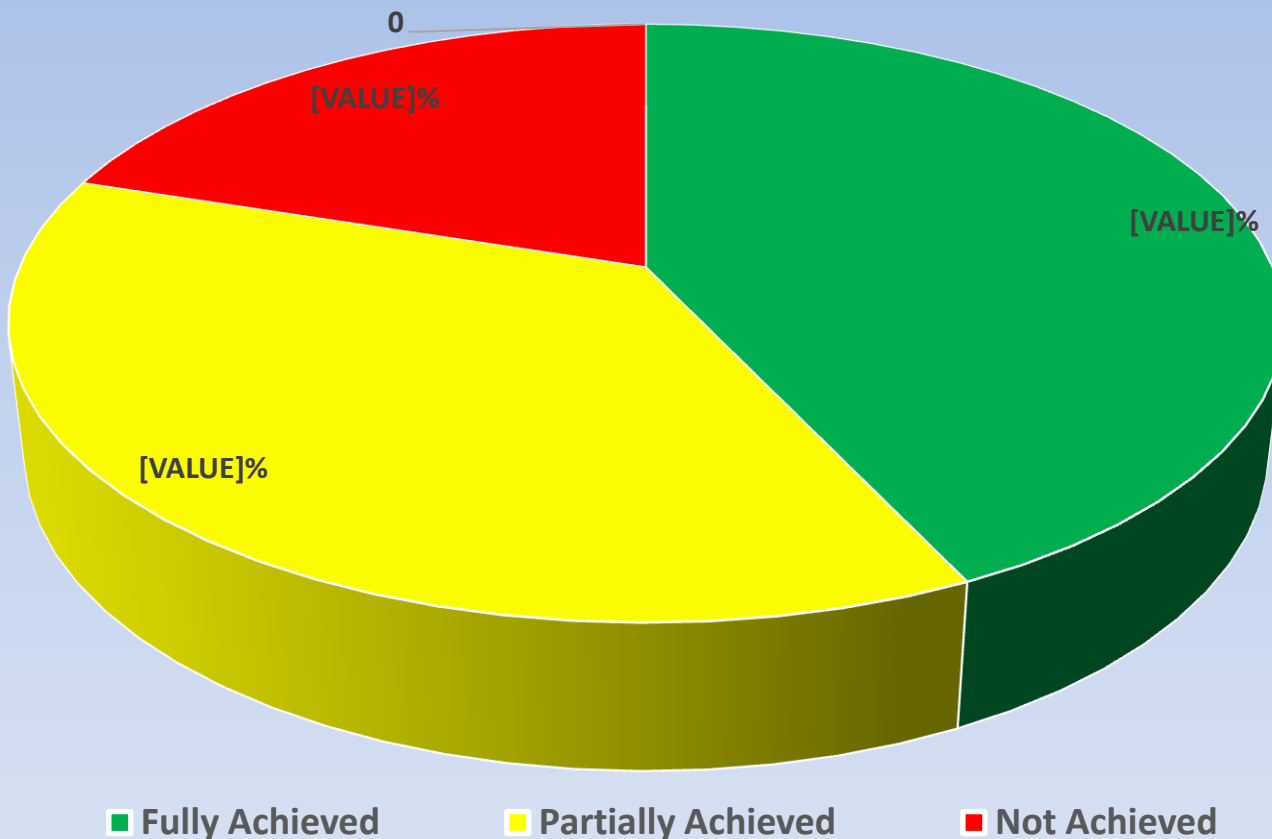
% ONGOING 37%

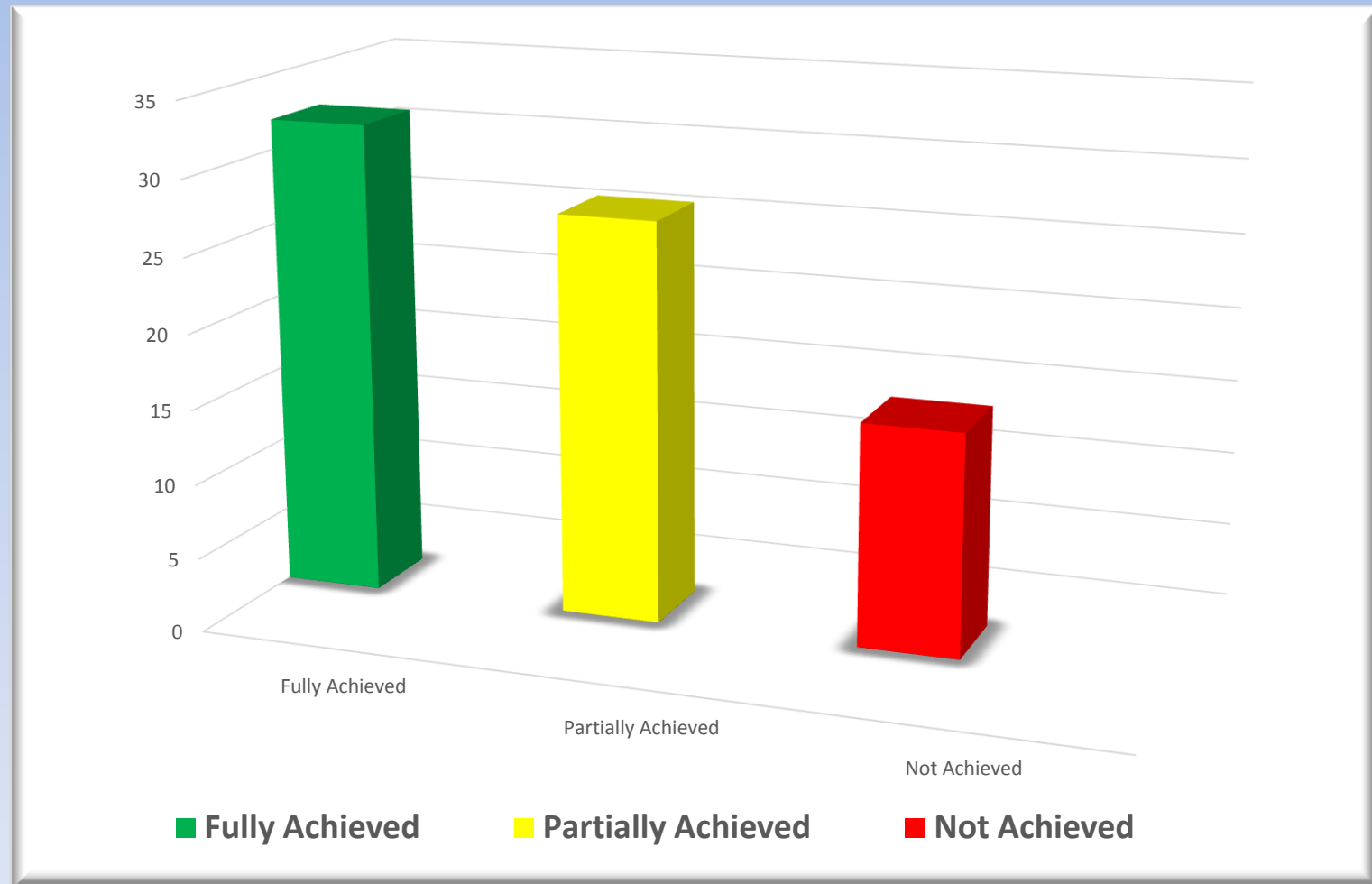
% NOT DONE 20%

S/N	OFFICE	TOTAL STRATEGIC INITIATIVES	FULLY ACHIEVED STRATEGIC INITIATIVES	PARTIALLY ACHIEVED STRATEGIC INITIATIVES	NOT ACHIEVED STRATEGIC INITIATIVES
1	SA-CM/ITC	15	7	7	1
2	PSO	20	9	4	7
3	PIO	11	3	4	4
4	PAU	9	3	5	1
5	PSS	3	-	3	-
6	SERVICOM	9	6	2	1
7	NaRSAC	4	2	2	-
8	PROTOCOL	3	2	-	1
	TOTAL	74	32(43%)	27(37%)	15(20%)

SUMMARY:

TOTAL NUMBER OF ACTIONABLE ITEMS:	74
Fully Achieved	43%
Partially Achieved	37%
Not Achieved	20%



SUMMARY:**TOTAL NUMBER OF ACTIONABLE ITEMS: 74****Fully achieved strategic initiatives 32****Partially achieved strategic initiatives 27****Not achieved strategic initiatives 15**

PERFORMANCE INITIATIVE-ASSESSMENT DETAILS FOR DEPARTMENTS AND CORPS OFFICES.

SUMMARY:

TOTAL NUMBER OF ACTIONABLE ITEMS:

298

% COMPLETED

63%

% ONGOING

28%

% NOT DONE

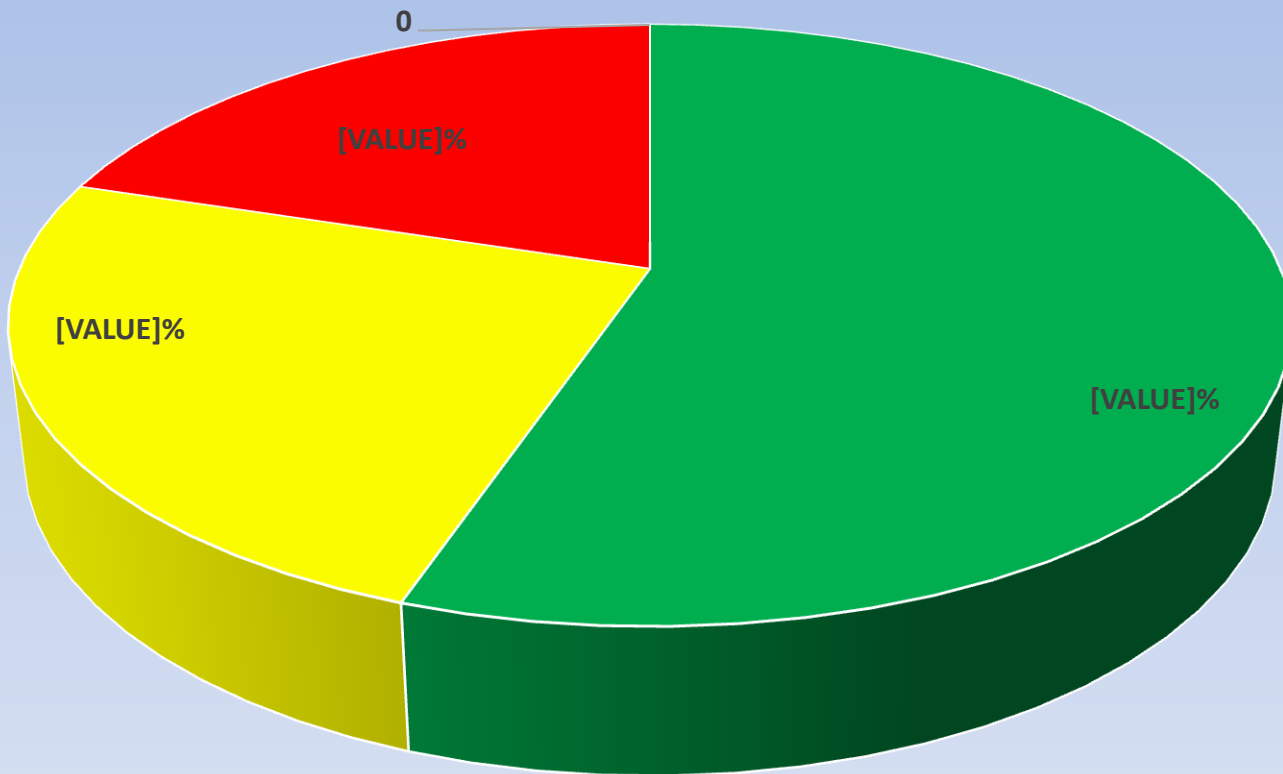
9%



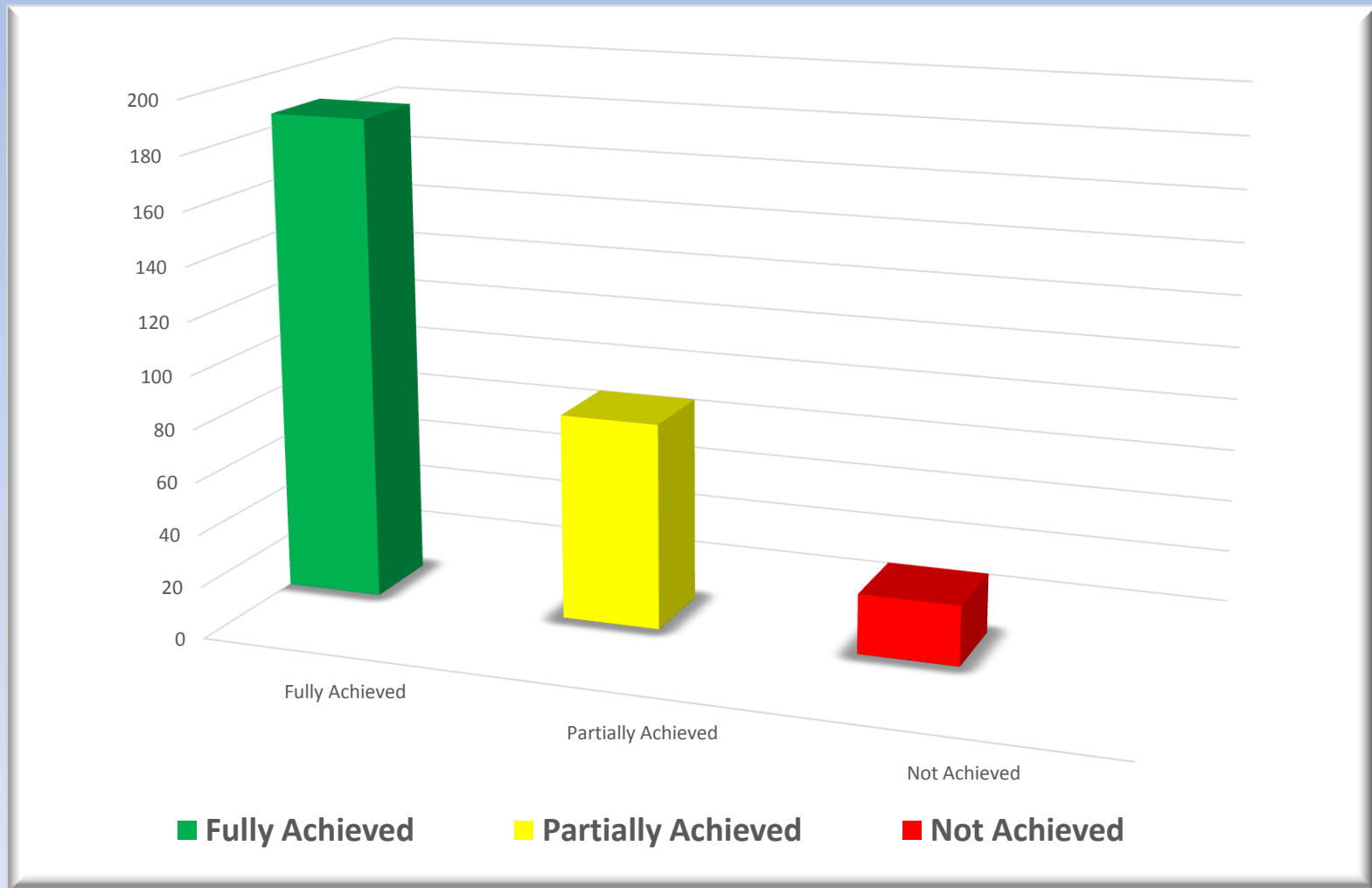
S/N	DEPT/CORPS OFFICE	TOTAL STRATEGIC INITIATIVES	FULLY ACHIEVED STRATEGIC INITIATIVES	PARTIALLY ACHIEVED STRATEGIC INITIATIVES	NOT ACHIEVED STRATEGIC INITIATIVES
1	OPS	33	25(76%)	3(9%)	5(15%)
2	AHR	2	1(50%)	1(50%)	-
3	MVA	14	9(64%)	4(29%)	1(7%)
4	TRG	31	19(61%)	9(29%)	3(10%)
5	SD& P	12	4(34%)	7(58%)	1(8%)
6	PRS	26	14(54%)	9(34%)	3(12%)
7	F&A	5	4(80%)	1(20%)	-
8	TSD	7	3(43%)	4(57%)	-
9	CLA	10	5(50%)	5(50%)	-
10	CMRS	17	12(70%)	3(18%)	2(12%)
11	BUD	7	7(100%)	-	-
12	CS	11	9(82%)	-	2(18%)
13	CIO	18	15(83%)	3(17%)	-
14	CPRO	14	8(57%)	1(7%)	5(36%)
15	CPEO	8	4(50%)	4(50%)	-
16	CP	8	7(88%)	1(12%)	-
17	CA	13	7(54%)	5(38%)	1(8%)
18	CTSO	24	23(96%)	1(4%)	-
19	COSEN	27	9(33%)	18(67%)	-
	TOTAL	298	185(63%)	79(28%)	23(9%)

SUMMARY:

TOTAL NUMBER OF ACTIONABLE ITEMS:	298
Fully Achieved	185 (63%)
Partially Achieved	79 (28%)
Not Achieved	23 (9%)



■ Fully Achieved ■ Partially Achieved ■ Not Achieved

SUMMARY:**TOTAL NUMBER OF ACTIONABLE ITEMS:****292****Fully achieved strategic initiatives****147 (50%)****Partially achieved strategic initiatives****109 (37%)****Not achieved strategic initiatives****36 (13%)**

GENERAL OBSERVATIONS

As statutory, the PIO paid routine visits to all offices to track implementation of their Strategic Initiatives for the year and to provide timely guidance. The following were observed:-

1. Responsibility persons were not duly informed/carried along in implementation of strategic initiatives assigned to them in Offices.
2. There were frequent review of strategic initiatives by Depts./COs without recourse to PIO
3. Some Depts./COs keyed into the goals with few strategic initiatives e.g. AHR, TSD and Corps Budget Office.
4. Most Offices restricted their timeline to Dec, 2018 therefore negating the quarterly appraisal of their activities.
5. The collective accomplishment of strategic initiatives for

1ST quarter 2018 stood at:

a.	Fully Achieved	-	48%
b.	Partially Achieved	-	39%
c.	Not Achieved	-	13%

For 2nd Quarter 2018

a.	Fully Achieved	-	59%
b.	Partially Achieved	-	29%
c.	Not Achieved	-	12%

RECIPE FOR IMPROVED ACCOMPLISHMENT



1. Heads of Department and Corps Officers are enjoined to redouble commitment to successful implementation of their respective initiatives in the next quarter.
2. Need for communication of achievement status/corporate performance to all staff as motivation to put in greater efforts in successive goals.
3. In line with the Corps Performance Management System (PMS) and contemporary global best practices, the periodic SWOT analysis of the Corps policies, strategies, goals and resource deployment remains critical in the accomplishment of set goals.
4. The Corps Budget Office should also intensify efforts at securing improved budgetary allocation for the Corps in view of the Corps various capital-intensive programmes.
5. Management may also consider making the RTSSS portal fully functional in order to strengthen implementation of the RTSSS.
6. The PIO would also continue to objectively monitor projects, programmes, assignments, tasks and directives issued towards the full realization of the Corps Strategic goals and optimal service delivery to the Nigeria nation.

Thank You.

Phone Only



SMS Only



+ 234 (0) 700 - CALL - FRSC
+ 234 (0) 700 - 2255 - 3772
122 (TOLL FREE)

+ 234 (0) 80 7769 0362

<https://www.facebook.com/federalroadsafetycorps>

<https://twitter.com/#!/FRSCNigeria>

<http://www.youtube.com/frscnigeria>

www.frsc.gov.ng