





## HALF YEAR 2012 STRATEGIC OBJECTIVES ACHIEVEMENT STATUS FOR DEPTS, COS & RSHQ UNITS

OFFICE	TOTAL STRATEGIC INITIATIVES	FULLY ACHIEVED STRATEGIC INITIATIVES 	PARTIALLY ACHIEVED STRATEGIC INITIATIVES 	NOT ACHIEVED STRATEGIC INITIATIVES 	UNVERIFIED STRATEGIC INITIATIVES 
SACOMACE	17	16 (94%)	1 (6%)	-	-
PSO	14	7 (50%)	-	7 (50%)	-
PIO	32	16 (50%)	9 (28%)	6 (22%)	-
PAU	22	13 (59%)	6 (27%)	3 (14%)	-
CMRS	17	9 (53%)	6 (38%)	2 (12%)	-
SD	20	3 (15%)	5 (25%)	12 (60%)	-
PROTOCOL	13	11 (85%)	1 (7.5%)	1 (7.5%)	-
CIO	21	12 (52%)	2 (9%)	9 (39%)	-
BUDGET	15	10 (67%)	3 (13%)	3 (20%)	-
CLA	12	2 (17%)	10 (83%)	-	-
CPRO	17	9 (53%)	8 (47%)	-	-
CA	11	10 (91%)	-	1 (9%)	-
CLOG	12	6 (50%)	5 (42%)	1 (8%)	-
CTSO	42	20 (48%)	16 (38%)	6 (14%)	-
AHR	35	17 (48%)	14 (40%)	4 (12%)	-
OPS	26	12 (46%)	13 (50%)	1 (4%)	-
SED	14	9 (64%)	4 (28%)	1 (8%)	-
CS	19	5 (26%)	6 (32%)	8 (42%)	-
F&A	16	11 (69%)	5 (31%)	-	-
SMP	19	12 (63%)	7 (37%)	-	-
TSC	18	4 (22%)	10 (56%)	4 (22%)	-
SERVICOM	8	1 (12.5%)	3 (37.5%)	4 (50%)	-
CPL	21	3 (14%)	17 (81%)	1 (5%)	-
MVA	19	6 (32%)	13 (68%)	-	-
CP	39	25 (64%)	11 (28%)	3 (8%)	-
PRS	20	5 (25%)	9 (45%)	5 (30%)	-
CPEO	36	-	-	-	36 (100%)

FULLY ACHIEVED STRATEGIC INITIATIVES - 45.8%

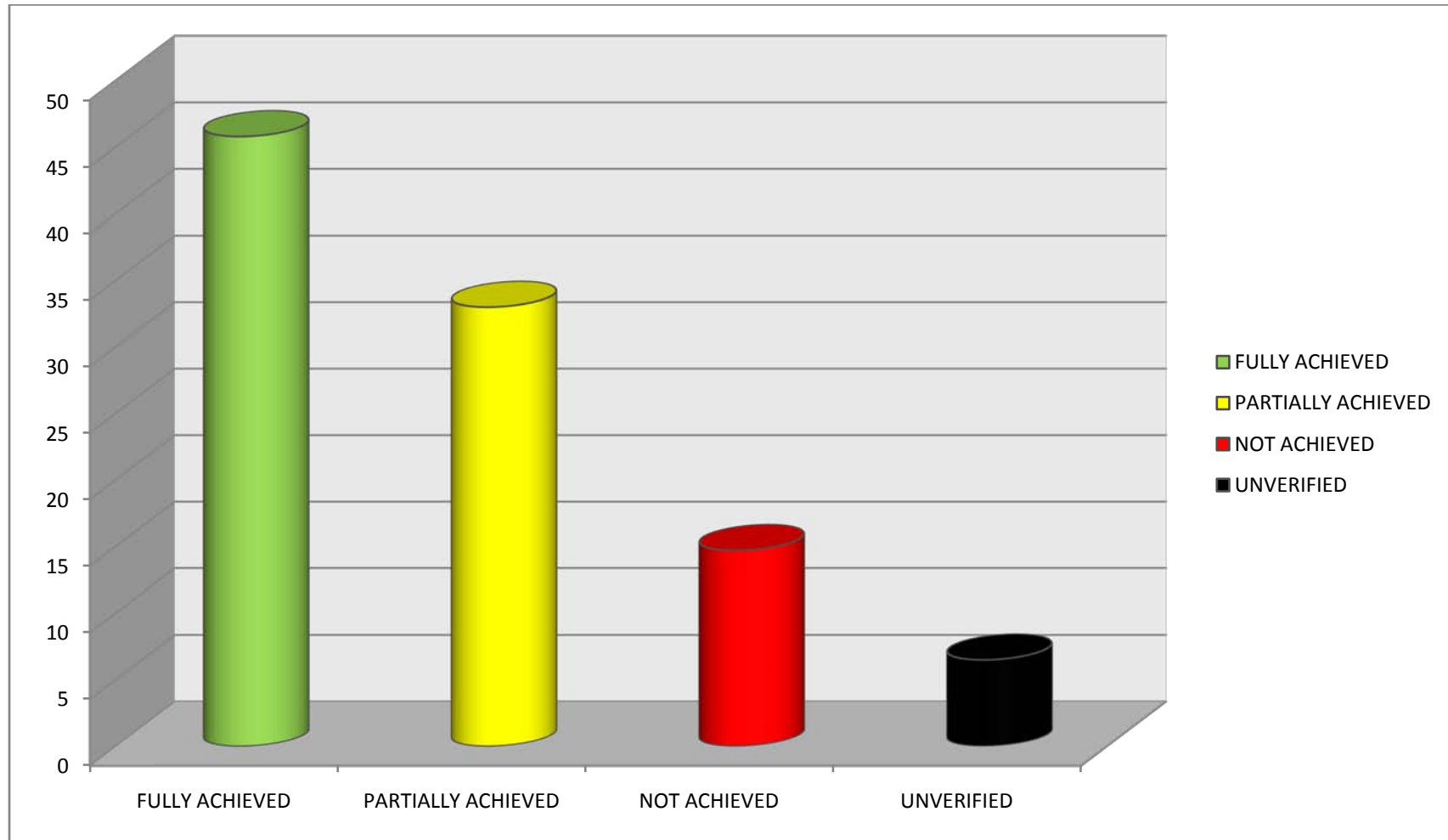
PARTIALLY ACHIEVED STRATEGIC INITIATIVES - 33%

NOT ACHIEVED STRATEGIC INITIATIVES - 14.7%

UNVERIFIED STRATEGIC INITIATIVES - 6.5%

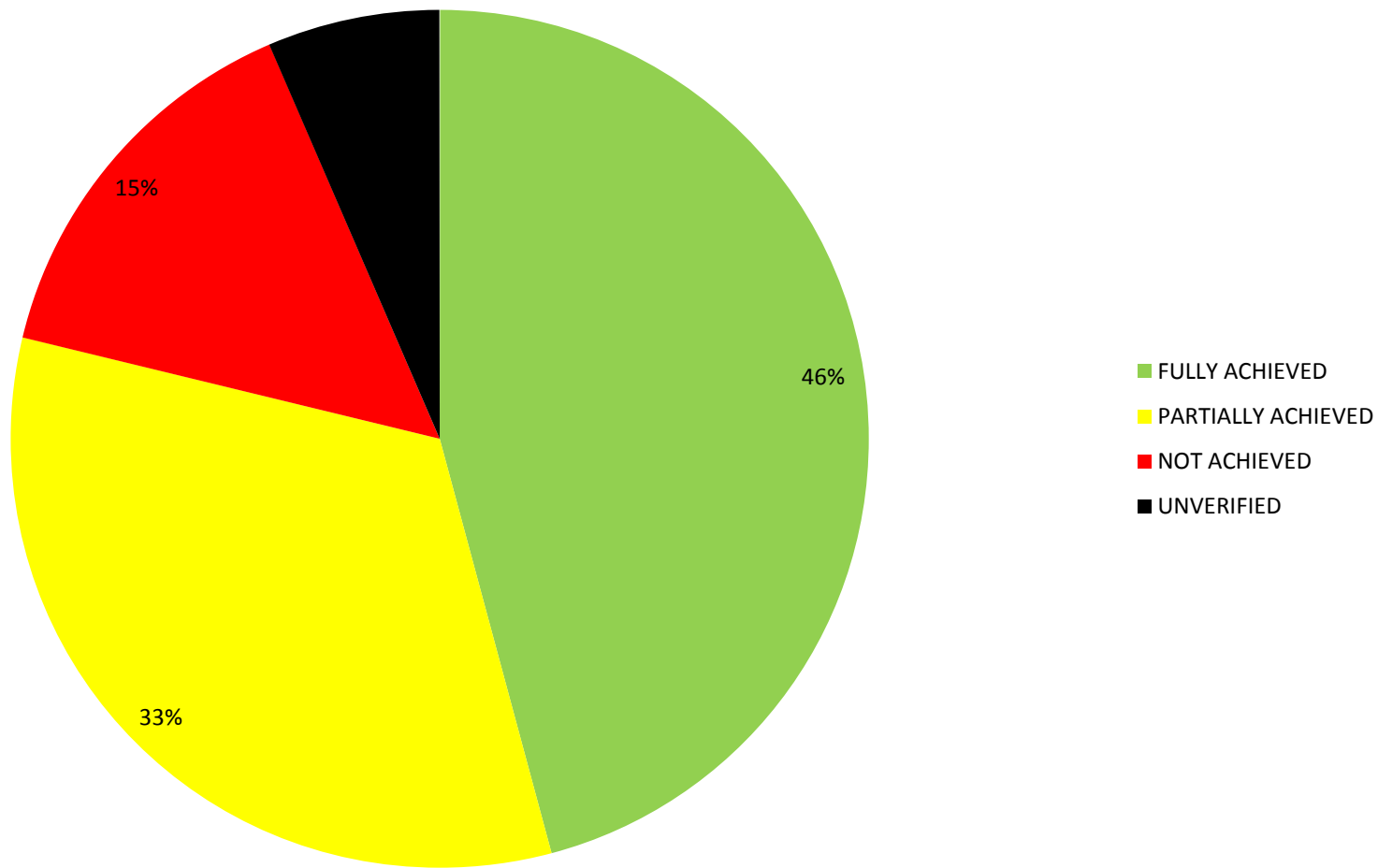
**RESTRICTED**

**HALF YEAR 2012 STRATEGIC OBJECTIVES ACHIEVEMENT STATUS FOR DEPTS, COS & RSHQ UNITS**



**RESTRICTED**

**HALF YEAR 2012 STRATEGIC OBJECTIVES ACHIEVEMENT STATUS FOR DEPTS, COS & RSHQ UNITS**



**RESTRICTED**